UNIVERSITY OF EXETER

ORE Open Research Exeter

TITLE

Impacts, processes and projections of the quasi-biennial oscillation

AUTHORS

Anstey, JA; Osprey, SM; Alexander, J; et al.

JOURNAL

Nature Reviews Earth & Environment

DEPOSITED IN ORE

14 November 2022

This version available at

http://hdl.handle.net/10871/131776

COPYRIGHT AND REUSE

Open Research Exeter makes this work available in accordance with publisher policies.

A NOTE ON VERSIONS

The version presented here may differ from the published version. If citing, you are advised to consult the published version for pagination, volume/issue and date of publication

The Quasi-Biennial Oscillation: Impacts, Processes, and Projections

James A. Anstey[1,10†], Scott M. Osprey[2,3,10†], Joan Alexander[4], Mark P. Baldwin[5], Neal Butchart[6], Lesley Gray[2,3], Yoshio Kawatani[7], Paul A. Newman[8], and Jadwiga H. Richter[9]

[1]Canadian Centre for Climate Modelling and Analysis, Environment and Climate Change Canada, Victoria, British Columbia, Canada

[2]Department of Physics, University of Oxford, Oxford, United Kingdom

[3]National Centre for Atmospheric Science, United Kingdom

[4]NorthWest Research Associates, Boulder, CO, United States of America

[5]Global Systems Institute and Department of Mathematics, University of Exeter, Exeter, United Kingdom

[6]Met Office Hadley Centre, Exeter, United Kingdom

[7]Japan Agency for Marine-Earth Science and Technology (JAMSTEC), Yokohama, Japan

[8]National Aeronautics and Space Administration (NASA) Goddard Space Flight Centre (GSFC), Greenbelt, MD, United States of America

[9]Climate and Global Dynamics Laboratory (CGD), National Center for Atmospheric Research (NCAR), Boulder, CO, United States of America

[10]These authors contributed equally: James Anstey, Scott Osprey

[†]e-mail: james.anstey@ec.gc.ca, scott.osprey@physics.ox.ac.uk

ABSTRACT

In the tropical stratosphere, deep layers of eastward and westward winds encircle the globe and descend regularly from the upper stratosphere to the tropical tropopause. With a complete cycle typically lasting almost 2.5 years, this quasi-biennial oscillation (QBO) is arguably the most predictable mode of atmospheric variability not linked to the changing seasons. The QBO affects climate phenomena outside the tropical stratosphere, including ozone transport, the North Atlantic Oscillation and Madden-Julian Oscillation, and its high predictability could enable better forecasts of these phenomena if models can accurately represent the coupling processes. Climate and forecasting models are increasingly able to simulate stratospheric oscillations resembling the QBO, but exhibit common systematic errors such as weak amplitude in the lowermost tropical stratosphere. Uncertainties about the waves that force the oscillation, particularly the momentum fluxes from small-scale gravity waves excited by deep convection, make its simulation challenging. Improved representation of processes governing the QBO is expected to lead to better forecasts of the oscillation and its impacts, increased understanding of unusual events such as the two QBO disruptions observed since 2016, and more reliable future projections of QBO behaviour under climate change.

Key points

- The quasi-biennial oscillation (QBO) is a periodic wind variation in the equatorial stratosphere with a timescale of almost 2.5 years.
- The QBO impacts predictability globally due to its teleconnections to phenomena outside the tropical stratosphere.
- A major advance in the past two decades is that many climate models now simulate QBO-like oscillations, but with systematic errors including weak amplitude in the lowermost stratosphere.
- Improving the representation of the QBO in models is challenging due to uncertainties in observations and in understanding of the waves that drive the oscillation.
- Climate models project a future weakening of the QBO amplitude.
- Although the QBO has historically been very predictable, since 2016 its regular cycling has been disrupted twice, for reasons not yet well understood.

[H1] Introduction

High above the equator, alternate layers of eastward and westward winds descend through the stratosphere from near the stratopause ($\sim$ 50 km) down to the tropical tropopause region ($\sim$ 16 km; FIG. 1a). At each altitude the winds typically take between 20 and 37 months to change from eastward to westward and back again, averaging around 28 months [1]. Since this is close to 2 years, these repeating irregular cycles, which extend $\sim 15^\circ$ either side of the equator [2], are referred to as the quasi-biennial oscillation (QBO). Despite its irregular period, the QBO is one of most repeatable fluctuations of the large-scale circulation seen anywhere in Earth's atmosphere after those associated with the changes in season and from day to night. Consequently, the QBO, or at least its phase progression, is one of the most predictable modes of large-scale internal variability in the atmosphere [3].

The QBO was discovered in the early 1960s [4, 5], although evidence for its existence extends back to the nineteenth century [6, 7]. The basic theoretical framework for an understanding of the QBO followed soon after its discovery [8, 9], and by the time of the first comprehensive review of the QBO [10] a canonical model for the oscillation was well established **(Box 1)**. While this canonical model explains the underlying oscillation in the equatorial winds, the observed evolution and detailed structure of the QBO is affected by contributions from several other processes and phenomena (FIG. 1b).

Since the discovery of the QBO, its signal or influence has been identified in many other atmospheric phenomena, such as the strength of the stratospheric polar vortex [11–13], the distribution of stratospheric ozone [14, 15] and other trace gases (**Box 2**), the subtropical jets [16, 17], the tropical troposphere [18–21], the Madden-Julian oscillation (MJO) [22] and semi-annual oscillations in the stratosphere and mesosphere [23, 24]. Much research has sought to identify the pathways and mechanisms controlling the QBO's impacts and improve their representation in models [11, 20, 21, 25]. Improved modelling of the QBO could bring societal benefits with better predictions and projections that utilise the QBO's long timescales. For example, improved predictions of the North Atlantic Oscillation (NAO) could result from better model representation of QBO-NAO dynamical linkages [26, 27], leading to more reliable foreknowledge of the NAO's substantial impacts on Europe and eastern North America [28].

At the start of the twenty-first century, most state-of-the-art numerical models that included the stratosphere were unable to represent the QBO [29]. In the two decades since then, parametrizations of unresolved gravity waves and improved vertical resolution, which enable models to represent the rudiments of the canonical QBO model, have led to an increasing number of stratosphere-resolving models with realistic QBOs [30–32]. Indeed, at least 15 of the climate models used to support the current Intergovernmental Panel on Climate Change (IPCC) Sixth Assessment Report (AR6) feature a QBO, compared with none for the Fourth Assessment Report (AR4) [32].

Developing an understanding of the QBO and its reliability as a source of predictability became more challenging when the descending cycles were unexpectedly interrupted during the 2015/16 Northern Hemisphere winter [33–36], and then again during the 2019/20 Northern Hemisphere winter [37, 38] (circled events in FIG. 1a). These interruptions were associated with an anomalously high injection of wave momentum from the extratropics temporarily dominating the wind evolution [39]. Importantly, the QBO's predictable signal was lost during the interruptions and when the oscillation re-emerged after a few months the phase was substantially shifted from that predicted without the disruption. Two interruptions occurring in the space of 4 years raises the question of whether these events are not 'once-in-a-lifetime' but rather that the QBO's behaviour is evolving owing to the changing climate [37].

In this Review, we describe the processes governing the QBO, physical modelling of these processes, the effects of the QBO on other parts of the climate system, and future projections of the QBO under climate change. We focus on the past two decades of progress, deferring readers to a comprehensive earlier review [10] for a more in-depth presentation of fundamental aspects of the QBO. We first discuss QBO impacts (teleconnections), which are the subject of considerable practical interest owing to the QBO's high predictibility. Realizing this predictability will require accurate representation of the QBO's governing processes in physical models, which we discuss next, followed by examination of future projections and their uncertainties. We conclude with some perspectives on future directions for QBO research.

[H1] Impacts

Various mechanistic pathways have been proposed to explain QBO teleconnections (FIG. 2) but the processes involved remain uncertain. Determining the strength of impacts, either from observations or models, can be challenging. The QBO has been reliably observed since the 1950s, effectively limiting the observational record to ∼70 years. (Although a reconstruction of the QBO back to 1900 exists, its reliability prior to the 1950s is unclear [40, 41].) Metrics for observed impacts (e.g., a subtropical jet shift) can usually be obtained from reanalyses, and systematic inter-reanalysis differences are generally small enough that, in most cases, different modern reanalyses are equally suitable for characterizing an observed teleconnection over a given time period [42, 43]. Uncertainty in observed QBO impacts is therefore due primarily to the limited sample size available (i.e., the limited observational record). Distinguishing QBO influence from other sources of interannual variability such as the El Niño-Southern Oscillation (ENSO), large tropical volcanic eruptions, and the 11-year solar cycle is often not straightforward, although the QBO's distinct timescale is of some aid [44, 45]. Observational studies show that QBO impacts can differ in their sensitivity to the height region of the QBO. Some impacts are maximised using 50 hPa (∼21 km) winds to identify the QBO phase while others are maximised using 20 hPa (∼27 km) or 70 hPa (∼19 km), suggesting different physical mechanisms are present. Many of the proposed pathways for QBO impacts overlap and interact, creating substantial challenges in identifying the dominant pathways and mechanisms. Models can provide larger samples than observations and can be configured to exclude

competing influences such as ENSO, but are affected by modelling uncertainties in both the pathway mechanisms and the representation of the QBO.

If the processes underlying the QBO and its teleconnections are simulated with sufficient accuracy, long-range weather forecasting can benefit from the QBO's high predictability, which can extend out to several years [12, 46, 47].

[H2] Tropical and Subtropical Impacts

A QBO modulation of seasonal-mean tropical deep convection has been observed in the atmospheric layer directly beneath the QBO region (FIG. 2, **Pathway 1**) [18–20, 48]. Increased precipitation in the western tropical Pacific, and a southward shift of the Inter-tropical Convergence Zone, are found under QBO eastward winds at 70 hPa [20]. Precipitation differences between the QBO phases are $\sim$1 mm day^{-1} but with strong regional and seasonal variation. Diagnosing this signal requires careful separation of the QBO signal from the much larger ENSO impact [20, 49]. A stronger QBO response is observed in the variability of deep convection associated with the MJO, which is $\sim$ 40% stronger during Northern Hemisphere winter when QBO winds at 50 hPa are westward [22, 49, 50]. This latter signal has only become apparent over the past four decades, possibly associated with cooling of the stratosphere induced by changing greenhouse gas concentrations [51]. The QBO signal at the tropical tropopause is a peak-to-peak temperature variation of $\sim$1 K [52], yielding an anomalously cold and high tropical tropopause during QBO westward wind shear (when the MJO is enhanced) that can plausibly induce a tropospheric convection response [53]. However, the mechanisms remain uncertain and are a focus of active research [21].

The presence of the QBO also influences the passage of vertically propagating tropical waves into the upper stratosphere and beyond (FIG. 2, **Pathway 2**). The QBO modulates the semi-annual oscillation (SAO) in the upper stratosphere: the SAO amplitude is roughly 5–10 m s^{-1} larger near 3 hPa ($\sim$ 41 km) when QBO winds at 10 hPa ($\sim$ 32 km) are westward than when they are eastward, although many models fail to reproduce this effect [54]. QBO influence on equatorial wind oscillations at higher altitudes is expected owing to the same mechanism that causes the QBO: winds at lower altitudes alternately restrict or permit the upward propagation of waves whose phase speeds fall within the range of QBO wind speeds **(Box 1)**. Evidence exists that mesospheric zonal winds exhibit quasi-biennial variability coherent with the stratospheric QBO and consistent with this mechanism [55].

In the subtropics, seasonally-dependent QBO signals have been found in the subtropical jet and mean sea level pressure (MSLP) in both Pacific and Atlantic basins [16, 17, 20]. When the lower stratospheric ($\sim$ 50 hPa) QBO winds are westward, the Pacific subtropical jet tends to be further poleward during Northern Hemisphere early and late winter (when the jet is weaker than in midwinter) [16]. This response is likely associated with the QBO-induced mean-meridional circulation [56] (or secondary circulation; FIG. 1b) that induces zonal wind anomalies in the subtropics [16] (FIG. 2, **Pathway 3**). The Pacific storm track shifts poleward, while the Atlantic storm track contracts vertically, when 50 hPa QBO is westward during Northern Hemisphere winter [17]. QBO-related variations in East Asian climate are likely related to the Pacific jet response [57–60], including an eastward shift of western North Pacific tropical cyclone tracks near 30°N during westward 50 hPa QBO [61]. However an early statistical association between the QBO and Atlantic tropical cyclones [62] disappeared when a longer data record (by $\sim$ 25 years) became available [63]. The QBO can modulate the regions in which MJO teleconnections occur [64–66], and combining information about the MJO and QBO can increase the predictability of atmospheric river events that funnel water vapour from the subtropics to the west coast of North America [67].

[H2] Extratropical Impacts

The QBO influence on the Northern Hemisphere winter stratospheric polar vortex (FIG. 2, **Pathway 4**), often referred to as the Holton-Tan effect [68], is a well-studied route for influence on the underlying tropospheric mid-latitude weather and climate. Anomalously strong or weak polar vortex winds result in an annular impact on the tropospheric winds and MSLP [28, 69, 70]. This impact is particularly evident in the Atlantic sector, where 60-day composite MSLP anomalies of ~ 4 hPa following sudden stratospheric warming (SSW) events show a pattern resembling the NAO [28]. Forecasts of the NAO are valuable owing to its large effect on European and eastern North American climate. During Northern Hemisphere winter, eastward QBO winds in the lower tropical stratosphere ($\sim$50 hPa) favour a stronger stratospheric polar vortex, leading to a positive NAO phase (normally associated with a poleward-shifted Atlantic jet), whereas westward QBO winds favour a negative NAO [26, 46] and greater likelihood of extreme cold surface temperatures [71]. The average difference in stratospheric vortex strength in January is $\sim$5–10 m s^{-1} between eastward and westward QBO phases [11], with corresponding NAO-like mean sea level pressure differences of ~ 5 hPa [20]. Forecasts of the NAO are improving [72, 73], but whether all processes underlying NAO predictability are well represented by the atmospheric models used in current forecasting systems is unclear. The predictable signal in these forecasts is commonly weaker than observed, necessitating large ensembles for its extraction and to achieve skillful predictions [74]. The QBO is expected to contribute skill to NAO forecasts [26], but could also be a source of this signal-to-noise problem if processes underlying QBO teleconnections are not well represented in the models [27].

The underlying mechanisms for QBO influence on stratospheric winds at higher latitudes (FIG. 2, **Pathway 4**) are uncertain as predicting the effects of different tropical wind states on planetary waves from first principles is difficult [11, 68]. One proposed mechanism involves a latitudinal shift in the zero-wind line (ZWL) that acts as an effective waveguide for planetary-scale Rossby waves by modulating the occurrence of low-latitude wave breaking [68, 75, 76]. During the westward QBO phase the ZWL shifts into the subtropics of the winter hemisphere, constraining these waves to higher latitudes and resulting in a weaker, warmer polar vortex than in eastward QBO years. This mechanism (often referred to as the Holton-Tan mechanism) has been demonstrated in a general circulation model by artificially introducing horizontal wind shear in the vicinity of the ZWL; however, as the response is highly non-linear within a few days feedback processes rapidly alter the background winds, thus obscuring direct evidence of the mechanism [77]. Another proposed mechanism involves planetary waves interacting with the zonal wind anomalies associated with the QBO secondary circulation (FIG. 1b), not requiring ZWL-induced wave breaking [78, 79]. An ambiguity with both mechanisms is that planetary waves have deep vertical wavelengths and prevailing tropical winds typically change direction with altitude (because the QBO consists of descending wind layers). Which QBO altitudes exert the strongest influence on the extratropical stratosphere is unclear, and even tropical winds at very high altitudes near the stratopause that are influenced by Pathway 2 might be important [80, 81]. The strength of the Northern Hemisphere QBO-vortex relationship also appears to vary on decadal timescales [82] and the source of this longer-term modulation is not fully understood [83–86].

Although most studies have focused on the Northern Hemisphere response, the Southern Hemisphere winter stratospheric polar vortex is also affected by the QBO [87]. The late-winter vortex breakdown is delayed when QBO winds near 20 hPa are eastward; November-average differences in stratospheric vortex winds between eastward and westward QBO phases are $\sim$5–8 m s^{-1} [11]. The Southern Hemisphere response indicates that the high-latitude circulation can respond to tropical wind anomalies at different altitudes (20 hPa, compared with 50 hPa for the Northern Hemisphere vortex). The timing of the

Southern Hemisphere response (late winter) also differs from that in the Northern Hemisphere (early to mid-winter). The vortex response to QBO phase could depend on the vortex state itself, as shown by numerous modelling studies [11, 88], and the Southern Hemisphere winter stratospheric polar vortex is much stronger and colder than the Northern Hemisphere vortex. Highly nonlinear vortex variability – as occurs during Northern Hemisphere midwinter, including SSW events – may respond differently than a more quiescent vortex [75, 89–91]. The seasonal evolution of the Northern Hemisphere response [83, 92–94] is often not captured by models [13, 95].

Clarifying the coupling mechanisms between tropical and high-latitude stratospheric winds should help clarify the efficacy of the polar vortex route (FIG. 2, **Pathway 4**) for generating extratropical surface impacts. However, in addition to this well-studied (at least in the Northern Hemisphere) route, evidence is growing that tropical and subtropical pathways can also cause extratropical surface impacts. QBO influence on tropical convection (FIG. 2, **Pathway 1**) can influence the generation of Rossby waves that propagate to higher latitudes, which in turn directly influence extratropical weather systems, including the Aleutian Low pressure region in the North Pacific and the NAO [96]. As Rossby waves are the main source of winter stratospheric variability, this pathway can also influence stratospheric polar vortex variability, and hence Pathway 4, in either hemisphere [97–99]. Additionally, QBO modulation of the subtropical jet (FIG. 2, **Pathway 3**) could also impact the southern component of the NAO, and affect wave propagation into the winter stratosphere governing the vortex response [100]. The different routes for impacting the tropospheric extratropics are difficult to disentangle, and climate models vary widely in their ability to represent them [25]. Judicious choice of multi-linear regression indices can help to isolate the different pathways [20], but more research is needed to determine which pathways dominate.

[H1] Processes and Modelling

Increasingly, climate prediction models are being developed to include an internally generated QBO to represent more realistic modes of internal variability at sub-seasonal to seasonal (S2S) and interannual timescales [101]. However, impacts (teleconnections) tend to be weaker in models than is observed [65, 102, 103], and deficiencies in simulated QBOs could be at least partly responsible [13, 95, 104]. Simulating a self-consistent QBO in in global forecast and prediction models – that is, atmospheric general circulation models (GCMs) – requires accurate representation of a multitude of processes and their mutual interactions, and hence can be considered a sensitive test of model fidelity [10]. QBOs in current models exhibit common biases, suggesting common systematic errors in their representations of the underlying physical processes driving the QBO.

The QBO is forced by wave dissipation (see **Box 1**) involving wave scales ranging from global-scale Kelvin waves to mesoscale gravity waves. High vertical resolution (< 1 km) is needed in models to capture realistic wave-mean flow interactions of resolved large-scale waves such as Kelvin waves and mixed Rossby-gravity waves [105–110]. As descent of eastward QBO shear zones is driven by approximately equal parts Kelvin wave and gravity wave forcing, and descent of westward shear zones is driven primarily by gravity waves, most global models require parametrization of unresolved gravity waves to simulate an internally generated QBO [109, 111–116]. Exceptions include research models with specific conditions including: highly active and variable convective rain/latent heating (parametrized and/or resolved); high horizontal resolution; weak implicit and explicit grid-scale dissipation; and high vertical resolution [107, 117]. The first two of these conditions are required to generate a broad spectrum of tropical waves [118, 119], and the latter conditions are required to support wave propagation without excessive dissipation, allowing waves to get reasonably close to their critical levels [109, 120–124]. Most state-of-the-art climate model

experiments and even ultra-high resolution global models without all four ingredients require specially tuned non-orographic gravity wave drag parametrizations to obtain a QBO [30, 32, 122]. Simulated QBO-like oscillations are sensitive to small changes in model details such as horizontal and vertical resolution [121–123, 125, 126], dynamical core [120], location of the model top [127], filtering of upward-propagating waves by tropical winds below the QBO [121], and strength of the tropical wave convective sources [110, 128]. Therefore, arriving at a simulation of a QBO with realistic period and amplitude in a climate model can be a difficult and time-consuming task. As yet there is no consensus on what model configuration – and most especially, what choice of non-orographic gravity wave drag parametrization and its parameter settings – is optimal for simulating the QBO.

The number of climate models that are able to simulate the QBO has increased in the past two decades. Fifteen models in the 6th phase of the Coupled Model Intercomparison Project (CMIP6) were able to simulate a QBO [32], compared with five models in CMIP5 [1]. Although the mean period of the QBO in these models and those participating in the SPARC QBO Initiative (QBOi) [129] is represented quite well, the vertical structure of its amplitude is not: models systematically underestimate the QBO wind amplitude in the lowermost stratosphere ($\sim$ 50 hPa), and often overestimate it above 10 hPa (FIG. 3). The latitudinal extent of the amplitude tends to be well represented near 10 hPa but underestimated near 50 hPa [129]. Weak QBO amplitude in the lowermost stratosphere is often manifested by the development of weak westward winds (FIG. 4) and a lack of downward descent of shear zones to the tropopause [47], both of which could be linked with the under-representation of QBO teleconnections in models [95, 104]. Insufficient vertical resolution can lead to weak QBO amplitude in the lowermost stratosphere [121, 123, 125, 126], but the reasons for this systematic model error have not been fully clarified.

Finer features of the QBO are not well captured by models. In observations, eastward phases of the QBO descend approximately twice as fast as westward phases, which sometimes stall in the lower stratosphere [130], whereas most models have comparable eastward and westward descent rates, and under-represented (or less pronounced) stalling [1, 129]. The vertical depths of QBO phases in models are often shallower than observed [95], possibly owing to errors in descent rate, which could weaken the QBO teleconnection to high latitudes if deep QBO phases are important [131, 132]. The variability in the duration and amplitude of individual cycles is less than in observations [129, 133], which is likely related to over-reliance on parametrized gravity wave forcing.

The contribution of large-scale equatorial wave modes, such as Kelvin, mixed Rossby-gravity, and inertia-gravity waves, to the driving of the QBO is generally underestimated by models. The distributions of equatorially trapped waves in the stratosphere with equivalent depths < 90 m (zonal phase speeds $|c| < \sim 30$ m s^{-1}, those most relevant to QBO forcing) generally correspond to sources resulting from tropospheric convection [134]. Only approximately half of the QBOi models showed realistic convectively coupled Kelvin waves and only a few models (4 out of 13) have convectively coupled mixed Rossby-gravity waves [110]. Those models with stronger convectively coupled waves and higher vertical resolution tend to produce stronger resolved wave forcing in the QBO region.

Reanalyses can provide observation-based estimates of QBO driving by different equatorial wave modes [115, 135, 136]. Although tropospheric convection in reanalyses is parametrized and, hence, the sources of resolved waves in reanalyses are somewhat model-dependent, observational constraints on the large-scale circulation are provided by data assimilation. In particular, stratospheric temperatures are observationally constrained by assimilation of satellite radiances, leading to reasonable

agreement on equatorial wave spectra among modern reanalyses [135], although diagnosed QBO driving can still differ appreciably between reanalyses owing to other modelling issues (for example, vertical resolution). Modern reanalyses agree on broad aspects of the forcing by different equatorial wave modes, such as Kelvin waves driving $\sim 50\%$ of eastward phase onsets, and systematic inter-reanalysis differences are generally smaller than the variations between different QBO cycles [43, 135, 137]. These findings may be consistent with the waves propagating through very similar and realistic background QBO winds in all modern reanalyses, owing to the strong constraint on equatorial winds provided by assimilation of tropical radiosonde wind observations [138, 139], although notably the timing of QBO phase transitions can differ slightly between reanalyses and eastward phase onsets are often delayed by $\approx$1–2 months compared with radiosonde winds [43, 139]. Improved assimilation of radiosonde winds has led to dramatic improvements in the quality of QBOs in modern reanalyses compared with earlier generations of global reanalyses [43, 140], but the degree to which the highly inhomogeneous spatial coverage of tropical radiosonde stations might bias reanalysis representations of the QBO remains unclear [139, 141].

Models using parametrized gravity wave drag with wave sources that are fixed in time and space typically simulate QBOs with less cycle-to-cycle variability and less asymmetry in the descent rates of eastward and westward shear zones than observations and reanalyses [1, 129]. Consequently, the QBO can be too regular in such models [46]. Variability in tropical waves, including gravity waves [133, 142–146], as well as variations in tropical upwelling [147], lead to period and amplitude variations that make the QBO an irregular oscillation. ENSO is one source of these variations, and faster QBO phase propagation and weaker amplitude are observed during El Niño conditions [148]; models vary in their ability to reproduce this behaviour [149, 150]. Low-latitude volcanic eruptions (FIG. 1b) are another: aerosol-induced heating warms the tropical lower stratosphere and drives increased upwelling, biasing the QBO toward increased eastward shear and modulating its period, although the exact response depends on the QBO phase at the time of the eruption [151, 152]. The response of modelled QBOs to stratospheric sulfate geoengineering is qualitatively similar but model-dependent in its details, as well as depending on the magnitude and latitude of aerosol injection [153–156]. In the case of observed extreme deviations from typical QBO behaviour (circled events in FIG. 1a), anomalous tropical wave activity may have preconditioned the eastward QBO phase to be disrupted by large Rossby wave fluxes from the extratropics during the 2015/16 Northern Hemisphere winter [36, 157, 158], and substantially weakened the eastward QBO phase during the 3 months prior to the emergence of 40 hPa westward winds during the 2019/20 Northern Hemisphere winter [38]. The ability of extratropical Rossby waves to interact with the QBO is also sensitive to the subtropical winds [159, 160], which are critical for forecasting QBO disruptions [161]. The general lack of QBO disruptions in models is consistent with their QBOs being too regular.

Disruptions aside, skillful predictions of QBO phase out to 3 or 4 years have been demonstrated, and a longer horizon could be feasible if model representation of the QBO's driving processes is improved [46, 162]. Models do not predict the QBO equally well at all altitudes or for both QBO phases [47, 163]. When initialized with realistic winds models have particular difficulty maintaining the westward QBO phase (FIG. 4), which is driven mainly by small-scale gravity waves. Descent of the westward phase is opposed by tropical upwelling more strongly than during eastward phase descent because the QBO secondary circulation is upward in westward shear (FIG. 1b) [56, 164], and substantial uncertainty exists regarding the observed upwelling speed [43] and, hence, whether this speed is well represented by models. The vertical component of the QBO secondary circulation also leads to a QBO in ozone in the lower stratosphere (**Box 2**), producing radiative heating anomalies that in turn influence the dynamical evolution. This feedback can alter the duration of QBO cycles [165–167] or increase the

QBO amplitude [168] and might increase predictive skill [169].

In summary, simulating the QBO requires high horizontal resolution for realistic tropical convection and a broad spectrum of tropical waves, and also requires high vertical resolution and minimal numerical diffusion to simulate stratospheric waves and wave-mean flow interactions. In lieu of these high resolutions, substantial development in gravity wave parametrization, informed by high-resolution observations, will be needed. Although a wide variety of gravity wave parametrizations and tunings can all simulate a similar realistic QBO under current conditions, the details of the parametrized gravity waves can lead to very different predictions of the response of the QBO to climate change [101, 170], as discussed in the next section.

[H1] Projected Changes

One goal of comprehensive climate modeling is to simulate the response of the climate system to external forcing, with a particular practical focus on understanding and projecting the response to greenhouse gas-induced global warming. As the QBO is an important aspect of climate variability, the question of how the QBO responds to global warming has been studied in various GCM simulations [32, 171–176]. Some studies included a detailed specification of atmospheric greenhouse gas concentrations based on historical data and standard IPCC future scenarios, and others have compared control simulations with runs using enhanced, typically doubled or quadrupled, CO_2 concentration. A robust aspect of the global warming effect – that is, one that GCMs agree on – is weakening of the QBO amplitude in the lower stratosphere, which is seen in present and future climate simulations running without non-orographic gravity wave parametrization, in which the QBO is driven by the models' resolved waves only [172]. The weakening of the QBO in these simulations has been attributed to increased mean tropical upwelling in the lower stratosphere, which overwhelms counteracting influences from strengthened wave fluxes associated with increased tropical precipitation in a warming climate [101, 172].

Weakening of the QBO appears to be ubiquitous among GCMs that have investigated this issue, including models from CMIP5 [174], QBOi [32] and CMIP6 [175–177]. The time series of QBO amplitude at 70 hPa ($\sim$19 km) in four CMIP5 models showed a weakening of the QBO between 1.9% and 2.7% per decade in historical simulations continued up to 2100 using the IPCC RCP4.5 scenario [178] (FIG. 5a). The global warming-related QBO amplitude trends in model studies with $\sim$200 year integrations or in extensive ensembles of integrations can be determined with confidence. Determining the trends in the observed record, which begins in 1953, is much more challenging. The weakening of the QBO amplitude was found with 60 years of near-equatorial radiosonde observations during 1953–2012 [174]. The black curve in FIG. 5a updates this analysis with the record extended to September 2021. The observed decreasing amplitude trend is $3.5 \pm 3.0\%$ per decade with 95% confidence. This trend is smaller than previously reported by using 1953–2012 data, possibly owing to, in part, somewhat larger amplitude coinciding with two anomalous QBO disruptions in 2015/16 and 2019/20. A negative trend in the 1953–2020 period is different from zero with only 93% confidence using a somewhat different definition for QBO amplitude and a bootstrapping approach to estimating natural variability[176]. Quasi-decadal variability imposed on a long-term decreasing trend is found in both observations and models (FIG. 5a). The 70 hPa trends in the QBO amplitude and mean upwelling in pre-industrial CMIP5 runs with fixed climate forcing are extremely small, indicating that the trends in these models are externally forced [174].

CMIP6 models, which use non-orographic gravity wave parametrizations, project a weakening of the QBO ranging from $5.8 \pm 0.5\%$, $4.3 \pm 0.5\%$, and $2.0 \pm 0.5\%$ per decade at 50 hPa for the SSP585, SSP370 [179], and historical simulations, respectively (FIG. 5b) [175]. The weakening of the QBO amplitude was also found in simulations of the QBO in doubled

and quadrupled CO_2 simulations that were performed by eleven GCMs participating in QBOi [32]. The observed trend in QBO amplitude is significantly negative only in the lower stratosphere (FIG. 5b). On the other hand, data from ∼200-year simulations of CMIP5 [174] and CMIP6 [175] models simulating the QBO show weakening trends at all altitudes between 70 and 10 hPa (FIG. 5b). The positive trends at 30–10 hPa in observations disagree with the models, and it is unclear whether this indicates model deficiencies or the imprint of quasi-decadal natural variability on the observed trends.

In contrast with the QBO amplitude, no consistent response in the simulated QBO period change in a warming climate occurs among GCMs. Early single-GCM studies showed a decrease in QBO period under doubled CO_2 forcing, with the caveat that the degree of shortening was shown to be dependent on the prescribed increase in the strength of parametrized GW momentum flux at the source level [171]. However, other GCM experiments without non-orographic GW parametrization [172] or with constant parametrized wave sources [173] suggest that the QBO period may lengthen in a warming climate. In a 60-year observational record no significant trend in QBO period was detected, and the trends are inconsistent in sign among the multi-century CMIP5 model simulations [174]. The projected QBO period changes in eleven QBOi models range from a decrease by 8 months to a lengthening by 13 months in a doubled CO_2 climate (FIG. 5c). In the quadrupled CO_2 simulations, some models showed a QBO period reduction with periods as short as 14 months, whereas in others a tropical oscillation was no longer easily identifiable [101]. The wide spread in response of the QBO period to warmer climate was also found in the most recent generation of GCMs used in CMIP6 [175].

Uncertainty in projections of the QBO is in large part due to uncertainties in gravity wave parametrizations [101, 170]. Parameterized non-orographic gravity wave momentum flux at the source level in GCMs is poorly constrained even in present-day conditions and difficult to project in a warming climate. A majority of existing models prescribe a fixed value of gravity wave momentum flux at the source level and hence miss the effects of changing gravity wave sources on the QBO [101]. However, the magnitude of the change of source-level gravity wave momentum flux is a key determinant of whether the QBO period will increase or decrease in a warming climate [101, 171]. Several GCMs have implemented gravity wave parametrizations that link the properties of gravity waves to the properties of convection (in the tropics) and fronts (in the extratropics) [145, 180, 181]. These parametrizations were developed to capture the effects of changing gravity wave sources not only on the QBO but on other aspects of the middle atmospheric circulation. However, three QBOi models with source-dependent gravity wave parametrizations showed vastly different changes to gravity wave momentum flux at the source level with doubled and quadrupled CO_2, and very different changes to the QBO in these simulations [101]. Hence, reducing uncertainty in gravity wave parametrizations is crucial to reducing the uncertainty in the projections of the QBO period in the warming climate.

Uncertainty in QBO projections may also arise from deficiencies in representation of large-scale tropical waves in GCMs, as well as shortcomings of other model elements such as resolution and dynamical core. Large-scale tropical waves are likely to change in a warming climate owing to changes in tropospheric convection and latent heating [182]. However, as the generation of Kelvin and mixed-Rossby gravity waves is often underestimated in GCMs [110] (see "Processes and modelling"), changes to these waves in a warming climate as represented in models are quite uncertain [101].

If weak QBO amplitude in the lowermost stratosphere is a source of error for teleconnections, the observed amplitude trend suggests that teleconnections might weaken in the future. However evidence exists that QBO impacts on the extratropics in Northern Hemisphere winter could strengthen under climate change [177, 183, 184]. Although future changes in stratospheric

vortex variability are not robust across models and should be treated with caution [185], the multi-model mean of 20 CMIP5/6 climate models shows a strengthened QBO influence on the Northern Hemisphere winter stratospheric vortex and a strengthened surface impact in the Atlantic section (however, not all models agree on the sign of this change) [177]. In the tropics, the emergence of the QBO-MJO linkage has been suggested to be caused by climate change [51] although this is difficult to verify as current climate models generally do not capture this teleconnection [104].

[H1] Summary and Future Perspectives

The QBO is an exceptionally long-duration mode of atmospheric variability that affects the predictability of other phenomena such as the stratospheric polar vortex and the MJO. Accurate modelling of the QBO and its impacts could bring societal benefit by realizing this predictability. A major advance in the past two decades is that many more climate and forecasting models now represent the QBO, largely owing to the inclusion of parametrizations of small-scale tropical waves. However the overall quality of these simulated QBOs has not substantially improved during this time, and models show common biases including persistently weak QBO amplitude in the lowermost tropical stratosphere. Future projections by climate models consistently show the QBO amplitude weakening under increased greenhouse-gas forcing, and observations show a weakening of QBO amplitude at lower altitudes ($\sim$70 hPa). Two disruptions of the QBO have occurred, during the Northern Hemisphere winters of 2015/16 and 2019/20, which were unprecedented in the observational record that started in 1953.

Further advances in understanding and simulating the QBO will require better quantitative knowledge of how the real QBO is forced by the whole spectrum of atmospheric waves, from small-scale gravity waves up to planetary-scale modes. In the canonical model, all waves with zonal phase speeds within or near the range of QBO wind speeds can drive the QBO, and so a QBO may occur in a numerical model even if the tropical wave spectrum (the mix of different wave types driving the QBO) is unrealistic. However, the precise mix of driving waves can affect important details such as the QBO's vertical extent or its sensitivity to climate forcings such as ENSO or changing greenhouse gas concentrations. Simulating a realistic QBO for realistic reasons, requires reducing the quantitative uncertainty in the forcing contributions by different wave types.

Increasing the horizontal resolution of models can help by improving representation of the wide spectrum of tropical wave sources, although this is not guaranteed as tropical convection can be model-dependent even as resolutions of $\sim$ 10 km or finer are approached [186]. The vertical resolution in the lower stratosphere sufficient to realistically represent the mechanisms causing stratospheric dissipation of the waves remains unclear [126]. Analyses of novel observational datasets such as long-duration balloon flights [124, 187] and lidar satellite wind observations [188] can help address these questions by providing better observational constraints on the waves driving the QBO. These constraints should narrow the range of physically defensible parameter values used in non-orographic gravity wave parametrizations. Weak constraints allow modellers substantial freedom to adjust these parameters, such as by tuning a model's average QBO period to be about 28 months. However, the pervasive model bias toward weak QBO amplitude in the lowermost stratosphere ($\sim$ 50 hPa), which has not improved in the most recent generation of climate models (CMIP6), suggests that optimizing the vertical structure of the amplitude is more challenging than optimizing the QBO period. Understanding the origins of errors in QBO vertical structure (and why it is less amenable to tuning than the QBO period) is a priority for future research.

Greater understanding of the modelling sensitivities of the QBO, and improved observational constraints on gravity wave parametrizations, could create more confidence in future projections of QBO behaviour. Gravity wave parameter settings tuned

to achieve a realistic QBO period in the present-day climate may not be valid in a changed climate, leading to non-robust projected changes in QBO period. The projected weakening of QBO amplitude is robust, but the vertical structure of QBO amplitude trends differs between observations and models. Whereas models project decreasing QBO wind amplitude at all altitudes in response to global warming, the 69-year radiosonde record shows a negative amplitude trend with highest significance in the lowermost stratosphere ($\sim$ 70 hPa) but a positive trend at higher levels ($\sim$ 20 hPa) (FIG.5a). This discrepancy might be due to natural variability obscuring the true forced response in the real atmosphere, although the statistical significance of observed trends suggests this is unlikely. Understanding the origin of the pervasive present-day model biases in QBO vertical structure could elucidate how those biases might affect future projections.

The consequences of models' QBO biases for the simulation of QBO impacts remain unclear. Observed tropospheric teleconnections tend to be most significant when QBO winds at lower levels (for example, 50 hPa) are used as predictors. As models systematically underestimate the QBO amplitude at these lower levels, reducing their biases may improve the simulation of teleconnections, which are often found to be weak in models [25, 95, 103, 104]. Complicating the issue is that multiple pathways (mechanisms) for QBO teleconnections are plausible, the dominant pathways are not yet clear, and a single pathway might not dominate. Depending on the relevant pathways, other model biases – for example, biases in the strength and position of tropospheric jets or the spatio-temporal variability of tropical deep convection – could also affect simulated teleconnections [189]. A promising approach to disentangling these questions is to bias-correct model QBOs by nudging them toward observations (this refers to artificially constraining a model by adding a forcing term that relaxes its equatorial winds toward observed winds) so that teleconnections can be compared across different models that have the same unbiased QBO winds, but differ in their other biases. Such experiments will help determine what aspects of the QBO, as well as other aspects of the climate system, need improving to accurately simulate QBO impacts.

Realizing the QBO's potential benefits for improving forecasting on sub-seasonal, seasonal, and decadal timescales will depend not only on accurate simulation of its teleconnections but also, of course, on predicting the QBO itself. The QBO's most notable feature is its extremely long timescale, and skillful predictions out to several years may be possible with GCMs [46, 162, 169]. The impact of model biases on QBO predictability should be investigated further. A promising approach is to run QBO-resolving climate models in hindcast mode – that is, initialize the models with realistic QBO winds – to test the validity of their modelling assumptions and process representations (for example, parametrized wave driving) [47]. An important outstanding question concerns how well the onset of disruptive events resembling the evolution of tropical stratospheric wind during the 2015/16 and 2019/20 Northern Hemisphere winters can be predicted.

Acknowledgements

We thank the reviewers, whose thorough and insightful reviews considerably improved the manuscript. This work was supported by the National Center for Atmospheric Research, which is a major facility sponsored by the National Science Foundation under Cooperative Agreement No. 1852977. Portions of this study were supported by the Regional and Global Model Analysis (RGMA) component of the Earth and Environmental System Modeling Program of the U.S. Department of Energy's Office of Biological & Environmental Research (BER) via National Science Foundation IA 1844590. P.A.N. is funded under the Atmospheric Chemistry, Modeling, and Analysis Program's NNH16ZDA001N-ACMAP. M.P.B. was supported by the Natural Environment Research Council (grant number NE/M006123/1). This research has been supported

by Japan Society for Promotion of Science (JSPS) KAKENHI Grant Numbers JP18H01286, 19H05702, 20H01973 and by the Environment Research and Technology Development Fund (JPMEERF20192004) of the Environmental Restoration and Conservation Agency of Japan. N.B. was supported by the Met Office Hadley Centre Programme funded by BEIS and Defra and the UK-China Research & Innovation Partnership Fund through the Met Office Climate Science for Service Partnership (CSSP) China as part of the Newton Fund. J. Alexander was supported by the US National Science Foundation (#1642644 & 1829373) and NASA (#80NSSC17K0169). S.M.O. and L.G. were supported from the UK National Centre for Atmospheric Science (NCAS) of the Natural Environment Research Council (NERC) and by the NERC North Atlantic Climate System Integrated Study (ACSIS) (grant no. NE/N018001) and NERC grant NE/P006779/1.

Author contributions

S.M.O. led the writing of the first draft. J.A.A. led the revisions and reviewer responses. All authors individually led the compilation of specific sections, figures and boxes within the manuscript. All authors contributed to researching data for the article, discussion of content, writing the article, and reviewing/editing the article before submission.

Competing interests

The authors declare no competing interests.

References

1. Schenzinger, V., Osprey, S., Gray, L. & Butchart, N. Defining metrics of the Quasi-Biennial Oscillation in global climate models. *Geoscientific Model Development* **10,** 2157–2168. ISSN: 1991-9603. http://www.geosci-model-dev.net/10/2157/2017/%20https://www.geosci-model-dev.net/10/2157/2017/%20https://gmd.copernicus.org/articles/10/2157/2017/ (June 2017).

2. Dunkerton, T. J. & Delisi, D. P. Climatology of the Equatorial Lower Stratosphere. *Journal of the Atmospheric Sciences* **42,** 376–396. ISSN: 0022-4928. http://journals.ametsoc.org/doi/abs/10.1175/1520-0469%281985%29042%3C0376%3ACOTELS%3E2.0.CO%3B2 (Feb. 1985).

3. Hoskins, B. The potential for skill across the range of the seamless weather-climate prediction problem: a stimulus for our science. *Quarterly Journal of the Royal Meteorological Society* **139,** 573–584. ISSN: 00359009. http://doi.wiley.com/10.1002/qj.1991 (Apr. 2013).

4. Ebdon, R. A. Notes on the wind flow at 50 mb in tropical and sub-tropical regions in January 1957 and January 1958. *Quarterly Journal of the Royal Meteorological Society* **86,** 540–542. ISSN: 00359009. http://doi.wiley.com/10.1002/qj.49708637011 (Oct. 1960).

5. Reed, R. J., Campbell, W. J., Rasmussen, L. A. & Rogers, D. G. Evidence of a downward-propagating, annual wind reversal in the equatorial stratosphere. *Journal of Geophysical Research* **66,** 813–818. ISSN: 01480227. http://doi.wiley.com/10.1029/JZ066i003p00813 (Mar. 1961).

6. Hamilton, K. Sereno Bishop, Rollo Russell, Bishop's Ring and the Discovery of the "Krakatoa Easterlies". *Atmosphere-Ocean* **50,** 169–175. ISSN: 0705-5900. http://www.tandfonline.com/doi/abs/10.1080/07055900.2011.639736 (June 2012).

7. Hamilton, K. & Sakazaki, T. Exploring the 'prehistory' of the equatorial stratosphere with observations following major volcanic eruptions. *Weather* **73,** 154–159. ISSN: 00431656. http://doi.wiley.com/10.1002/wea.3043 (May 2018).

8. Lindzen, R. S. & Holton, J. R. A Theory of the Quasi-Biennial Oscillation. *Journal of the Atmospheric Sciences* **25,** 1095–1107. ISSN: 0022-4928. http://journals.ametsoc.org/doi/abs/10.1175/1520-0469%281968%29025%3C1095%3AATOTQB%3E2.0.CO%3B2 (Nov. 1968).

9. Holton, J. R. & Lindzen, R. S. An Updated Theory for the Quasi-Biennial Cycle of the Tropical Stratosphere. *Journal of the Atmospheric Sciences* **29,** 1076–1080. ISSN: 0022-4928. http://journals.ametsoc.org/doi/abs/10.1175/1520-0469%281972%29029%3C1076%3AAUTFTQ%3E2.0.CO%3B2 (Sept. 1972).

10. Baldwin, M. P. *et al.* The quasi-biennial oscillation. *Reviews of Geophysics* **39,** 179–229. ISSN: 87551209. http://doi.wiley.com/10.1029/1999RG000073 (May 2001).

11. Anstey, J. A. & Shepherd, T. G. High-latitude influence of the quasi-biennial oscillation. *Quarterly Journal of the Royal Meteorological Society* **140,** 1–21. ISSN: 00359009. http://doi.wiley.com/10.1002/qj.2132 (Jan. 2014).

12. Garfinkel, C. I. *et al.* Extratropical Atmospheric Predictability From the Quasi-Biennial Oscillation in Subseasonal Forecast Models. *Journal of Geophysical Research: Atmospheres* **123,** 7855–7866. ISSN: 2169-897X. https://onlinelibrary.wiley.com/doi/abs/10.1029/2018JD028724 (Aug. 2018).

13. Rao, J., Garfinkel, C. I. & White, I. P. Impact of the Quasi-Biennial Oscillation on the Northern Winter Stratospheric Polar Vortex in CMIP5/6 Models. *Journal of Climate* **33,** 4787–4813. ISSN: 0894-8755. https://journals.ametsoc.org/jcli/article/33/11/4787/345291/Impact-of-the-QuasiBiennial-Oscillation-on-the (June 2020).

14. Gray, L. J. & Pyle, J. A. A Two-Dimensional Model of the Quasi-biennial Oscillation of Ozone. *Journal of the Atmospheric Sciences* **46,** 203–220. ISSN: 0022-4928. http://journals.ametsoc.org/doi/abs/10.1175/1520-0469%25281989%2529046%253C0203%253AATDMOT%253E2.0.CO%253B2 (Jan. 1989).

15. Randel, W. J. & Wu, F. Isolation of the Ozone QBO in SAGE II Data by Singular-Value Decomposition. *Journal of the Atmospheric Sciences* **53,** 2546–2559. ISSN: 0022-4928. http://journals.ametsoc.org/doi/abs/10.1175/1520-0469%281996%29053%3C2546%3AIOTOQI%3E2.0.CO%3B2 (Sept. 1996).

16. Garfinkel, C. I. & Hartmann, D. L. The Influence of the Quasi-Biennial Oscillation on the Troposphere in Winter in a Hierarchy of Models. Part I: Simplified Dry GCMs. *Journal of the Atmospheric Sciences* **68,** 1273–1289. ISSN: 0022-4928 (June 2011).

17. Wang, J., Kim, H.-M. & Chang, E. K. M. Interannual Modulation of Northern Hemisphere Winter Storm Tracks by the QBO. *Geophysical Research Letters* **45,** 2786–2794. ISSN: 00948276. http://doi.wiley.com/10.1002/2017GL076929 (Mar. 2018).

18. Collimore, C. C., Martin, D. W., Hitchman, M. H., Huesmann, A. & Waliser, D. E. On The Relationship between the QBO and Tropical Deep Convection. *Journal of Climate* **16,** 2552–2568. ISSN: 0894-8755. http://journals.ametsoc.org/doi/abs/10.1175/1520-0442%282003%29016%3C2552%3AOTRBTQ%3E2.0.CO%3B2 (Aug. 2003).

19. Liess, S. & Geller, M. A. On the relationship between QBO and distribution of tropical deep convection. *Journal of Geophysical Research: Atmospheres* **117,** n/a–n/a. ISSN: 01480227. http://doi.wiley.com/10.1029/2011JD016317 (Feb. 2012).

20. Gray, L. J. *et al.* Surface impacts of the Quasi Biennial Oscillation. *Atmospheric Chemistry and Physics* **18,** 8227–8247. ISSN: 1680-7324. https://doi.org/10.5194/acp-18-8227-2018%20https://www.atmos-chem-phys.net/18/8227/2018/ (June 2018).

21. Haynes, P. *et al.* The influence of the stratosphere on the tropical troposphere. *J. Meteor. Soc.* (2021).

22. Martin, Z. *et al.* The influence of the quasi-biennial oscillation on the Madden–Julian oscillation. *Nature Reviews Earth & Environment* **2.** ISSN: 2662-138X (July 2021).

23. Burrage, M. D. *et al.* Long-term variability in the equatorial middle atmosphere zonal wind. *Journal of Geophysical Research: Atmospheres* **101.** ISSN: 01480227 (May 1996).

24. Smith, A. K., Garcia, R. R., Moss, A. C. & Mitchell, N. J. The Semiannual Oscillation of the Tropical Zonal Wind in the Middle Atmosphere Derived from Satellite Geopotential Height Retrievals. *Journal of the Atmospheric Sciences* **74,** 2413–2425. ISSN: 0022-4928. https://journals.ametsoc.org/doi/10.1175/JAS-D-17-0067.1 (Aug. 2017).

25. Rao, J., Garfinkel, C. I. & White, I. P. How Does the Quasi-Biennial Oscillation Affect the Boreal Winter Tropospheric Circulation in CMIP5/6 Models? *Journal of Climate* **33,** 8975–8996. ISSN: 0894-8755 (Oct. 2020).

26. Boer, G. J. & Hamilton, K. QBO influence on extratropical predictive skill. *Climate Dynamics* **31,** 987–1000. ISSN: 0930-7575. http://link.springer.com/10.1007/s00382-008-0379-5 (Mar. 2008).

27. O'Reilly, C. H., Weisheimer, A., Woollings, T., Gray, L. J. & MacLeod, D. The importance of stratospheric initial conditions for winter North Atlantic Oscillation predictability and implications for the signal-to-noise paradox. *Quarterly Journal of the Royal Meteorological Society* **145,** 131–146. ISSN: 00359009. http://doi.wiley.com/10.1002/qj.3413 (Jan. 2019).

28. Baldwin, M. P. *et al.* Sudden Stratospheric Warmings. *Reviews of Geophysics* **59.** ISSN: 8755-1209. https://onlinelibrary.wiley.com/doi/10.1029/2020RG000708 (Mar. 2021).

29. Pawson, S. *et al.* The GCM–Reality Intercomparison Project for SPARC (GRIPS): Scientific Issues and Initial Results. *Bulletin of the American Meteorological Society* **81,** 781–796. ISSN: 0003-0007. http://journals.ametsoc.org/doi/abs/10.1175/1520-0477%282000%29081%3C0781%3ATGIPFS%3E2.3.CO%3B2 (Apr. 2000).

30. Butchart, N. *et al.* Overview of experiment design and comparison of models participating in phase 1 of the SPARC Quasi-Biennial Oscillation initiative (QBOi). *Geoscientific Model Development* **11,** 1009–1032. ISSN: 1991-9603. https://www.geosci-model-dev-discuss.net/gmd-2017-187/%20https://www.geosci-model-dev.net/11/1009/2018/ (Mar. 2018).

31. Anstey, J. A., Butchart, N., Hamilton, K. & Osprey, S. M. The SPARC Quasi-Biennial Oscillation initiative. *Quarterly Journal of the Royal Meteorological Society,* qj.3820. ISSN: 0035-9009. https://onlinelibrary.wiley.com/doi/abs/10.1002/qj.3820 (July 2020).

32. Richter, J. H. *et al.* Progress in Simulating the Quasi-Biennial Oscillation in CMIP Models. *Journal of Geophysical Research: Atmospheres* **125.** ISSN: 2169-897X. https://doi.org/10.1029/2019JD032362%20https://onlinelibrary.wiley.com/doi/abs/10.1029/2019JD032362 (Apr. 2020).

33. Dunkerton, T. J. The quasi-biennial oscillation of 2015–2016: Hiccup or death spiral? *Geophysical Research Letters* **43.** ISSN: 0094-8276 (Oct. 2016).

34. Newman, P. A., Coy, L., Pawson, S. & Lait, L. R. The anomalous change in the QBO in 2015-2016. *Geophysical Research Letters* **43,** 8791–8797. ISSN: 00948276. http://doi.wiley.com/10.1002/2016GL070373 (Aug. 2016).

35. Osprey, S. M. *et al.* An unexpected disruption of the atmospheric quasi-biennial oscillation. *Science* **353,** 1424–1427. ISSN: 0036-8075. http://www.sciencemag.org/cgi/doi/10.1126/science.aah4156 (Sept. 2016).

36. Kang, M.-J., Chun, H.-Y. & Garcia, R. R. Role of equatorial waves and convective gravity waves in the 2015/16 quasi-biennial oscillation disruption. *Atmospheric Chemistry and Physics* **20,** 14669–14693. ISSN: 1680-7324 (Dec. 2020).

37. Anstey, J. A. *et al.* Prospect of Increased Disruption to the QBO in a Changing Climate. *Geophysical Research Letters* **48.** ISSN: 0094-8276 (Aug. 2021).

38. Kang, M.-J. & Chun, H.-Y. Contributions of equatorial planetary waves and small-scale convective gravity waves to the 2019/20 QBO disruption. *Atmospheric Chemistry and Physics Discussions* **2021,** 1–33. https://acp.copernicus.org/preprints/acp-2021-85/ (2021).

39. Coy, L., Newman, P. A., Pawson, S. & Lait, L. R. Dynamics of the Disrupted 2015/16 Quasi-Biennial Oscillation. *Journal of Climate* **30,** 5661–5674. ISSN: 0894-8755. http://journals.ametsoc.org/doi/10.1175/JCLI-D-16-0663.1 (Aug. 2017).

40. Brönnimann, S., Annis, J. L., Vogler, C. & Jones, P. D. Reconstructing the quasi-biennial oscillation back to the early 1900s. *Geophysical Research Letters* **34,** L22805. ISSN: 0094-8276. http://doi.wiley.com/10.1029/2007GL031354 (Nov. 2007).

41. Brönnimann, S. *et al.* Multidecadal variations of the effects of the Quasi-Biennial Oscillation on the climate system. *Atmospheric Chemistry and Physics* **16,** 15529–15543. ISSN: 1680-7324. https://acp.copernicus.org/articles/16/15529/2016/ (Dec. 2016).

42. Hitchcock, P. On the value of reanalyses prior to 1979 for dynamical studies of stratosphere–troposphere coupling. *Atmospheric Chemistry and Physics* **19,** 2749–2764. ISSN: 1680-7324. https://acp.copernicus.org/articles/19/2749/2019/ (Mar. 2019).

43. Fujiwara, M., Manney, G. L., Gray, L. J. & Wright, J. S. (*SPARC Reanalysis Intercomparison Project (S-RIP) Final Report* tech. rep. (2022). https://www.sparc-climate.org/sparc-report-no-10/.

44. Mann, M. E. & Park, J. Global-scale modes of surface temperature variability on interannual to century timescales. *Journal of Geophysical Research* **99,** 25819. ISSN: 0148-0227. http://doi.wiley.com/10.1029/94JD02396 (1994).

45. Coughlin, K. & Tung, K.-K. QBO signal found at the extratropical surface through northern annular modes. *Geophysical Research Letters* **28,** 4563–4566. ISSN: 00948276. http://doi.wiley.com/10.1029/2001GL013565 (Dec. 2001).

46. Scaife, A. A. *et al.* Predictability of the quasi-biennial oscillation and its northern winter teleconnection on seasonal to decadal timescales. *Geophysical Research Letters* **41,** 1752–1758. ISSN: 00948276. http://doi.wiley.com/10.1002/2013GL059160 (Mar. 2014).

47. Stockdale, T. N. *et al.* Prediction of the quasi-biennial oscillation with a multi-model ensemble of <scp>QBO</scp> -resolving models. *Quarterly Journal of the Royal Meteorological Society,* qj.3919. ISSN: 0035-9009. https://onlinelibrary.wiley.com/doi/10.1002/qj.3919 (Oct. 2020).

48. Hitchman, M. H., Yoden, S., Haynes, P. H., Kumar, V. & Tegtmeier, S. An Observational History of the Direct Influence of the Stratospheric Quasi-biennial Oscillation on the Tropical and Subtropical Upper Troposphere and Lower Stratosphere. *Journal of the Meteorological Society of Japan. Ser. II.* ISSN: 0026-1165. https://www.jstage.jst.go.jp/article/jmsj/advpub/0/advpub_2021-012/_article (2021).

49. Son, S.-W., Lim, Y., Yoo, C., Hendon, H. H. & Kim, J. Stratospheric Control of the Madden–Julian Oscillation. *Journal of Climate* **30,** 1909–1922. ISSN: 0894-8755. http://journals.ametsoc.org/doi/10.1175/JCLI-D-16-0620.1%20https://journals.ametsoc.org/jcli/article/30/6/1909/94658/Stratospheric-Control-of-the-MaddenJulian (Mar. 2017).

50. Marshall, A. G., Hendon, H. H., Son, S.-W. & Lim, Y. Impact of the quasi-biennial oscillation on predictability of the Madden–Julian oscillation. *Climate Dynamics* **49,** 1365–1377. ISSN: 0930-7575. http://link.springer.com/10.1007/s00382-016-3392-0 (Aug. 2017).

51. Klotzbach, P. *et al.* On the emerging relationship between the stratospheric Quasi-Biennial oscillation and the Madden-Julian oscillation. *Scientific Reports* **9,** 2981. ISSN: 2045-2322. http://www.nature.com/articles/s41598-019-40034-6 (Dec. 2019).

52. Tegtmeier, S. *et al.* Zonal Asymmetry of the QBO Temperature Signal in the Tropical Tropopause Region. *Geophysical Research Letters* **47.** ISSN: 0094-8276. https://onlinelibrary.wiley.com/doi/10.1029/2020GL089533 (Dec. 2020).

53. Giorgetta, M. A., Bengtsson, L. & Arpe, K. An investigation of QBO signals in the east Asian and Indian monsoon in GCM experiments. *Climate Dynamics* **15,** 435–450. ISSN: 0930-7575. http://link.springer.com/10.1007/s003820050292 (June 1999).

54. Smith, A. K. *et al.* The equatorial stratospheric semiannual oscillation and time-mean winds in QBOi models. *Quarterly Journal of the Royal Meteorological Society,* qj.3690. ISSN: 0035-9009 (Jan. 2020).

55. De Wit, R. J., Hibbins, R. E., Espy, P. J. & Mitchell, N. J. Interannual variability of mesopause zonal winds over Ascension Island: Coupling to the stratospheric QBO. *Journal of Geophysical Research: Atmospheres* **118,** 052–12. ISSN: 2169897X. http://doi.wiley.com/10.1002/2013JD020203 (Nov. 2013).

56. Plumb, A. R. & Bell, R. C. A model of the quasi-biennial oscillation on an equatorial beta-plane. *Quarterly Journal of the Royal Meteorological Society* **108,** 335–352. ISSN: 00359009. http://www.ingentaselect.com/rpsv/cgi-bin/cgi?ini=xref&body=linker&reqdoi=10.1256/smsqj.45603 (Apr. 1982).

57. Chen, W. & Li, T. Modulation of northern hemisphere wintertime stationary planetary wave activity: East Asian climate relationships by the Quasi-Biennial Oscillation. *Journal of Geophysical Research* **112,** D20120. ISSN: 0148-0227. http://doi.wiley.com/10.1029/2007JD008611 (Oct. 2007).

58. Seo, J., Choi, W., Youn, D., Park, D.-S. R. & Kim, J. Y. Relationship between the stratospheric quasi-biennial oscillation and the spring rainfall in the western North Pacific. *Geophysical Research Letters* **40,** 5949–5953. ISSN: 00948276 (Nov. 2013).

59. Inoue, M. & Takahashi, M. Connections between the stratospheric quasi-biennial oscillation and tropospheric circulation over Asia in northern autumn. *Journal of Geophysical Research: Atmospheres* **118,** 10740–10753. ISSN: 21698996 (2013).

60. Park, C.-H., Son, S.-W., Lim, Y. & Choi, J. Quasi-biennial oscillation-related surface air temperature change over the western North Pacific in late winter. *International Journal of Climatology.* ISSN: 0899-8418 (Dec. 2021).

61. Ho, C.-H., Kim, H.-S., Jeong, J.-H. & Son, S.-W. Influence of stratospheric quasi-biennial oscillation on tropical cyclone tracks in the western North Pacific. *Geophysical Research Letters* **36,** L06702. ISSN: 0094-8276. http://doi.wiley.com/10.1029/2009GL037163 (Mar. 2009).

62. Gray, W. M. Atlantic Seasonal Hurricane Frequency. Part I: El Niño and 30 mb Quasi-Biennial Oscillation Influences. *Monthly Weather Review* **112,** 1649–1668. ISSN: 0027-0644 (Sept. 1984).

63. Camargo, S. J. & Sobel, A. H. Revisiting the Influence of the Quasi-Biennial Oscillation on Tropical Cyclone Activity. *Journal of Climate* **23,** 5810–5825. ISSN: 1520-0442 (Nov. 2010).

64. Wang, J., Kim, H.-M., Chang, E. K. M. & Son, S.-W. Modulation of the MJO and North Pacific Storm Track Relationship by the QBO. *Journal of Geophysical Research: Atmospheres.* ISSN: 2169897X. http://doi.wiley.com/10.1029/2017JD027977 (Apr. 2018).

65. Toms, B. A., Barnes, E. A., Maloney, E. D. & Heever, S. C. The Global Teleconnection Signature of the Madden-Julian Oscillation and Its Modulation by the Quasi-Biennial Oscillation. *Journal of Geophysical Research: Atmospheres* **125.** ISSN: 2169-897X. https://onlinelibrary.wiley.com/doi/abs/10.1029/2020JD032653 (Apr. 2020).

66. Song, L. & Wu, R. Modulation of the QBO on the MJO-related surface air temperature anomalies over Eurasia during boreal winter. *Climate Dynamics* **54,** 2419–2431. ISSN: 0930-7575 (Feb. 2020).

67. Mundhenk, B. D., Barnes, E. A., Maloney, E. D. & Baggett, C. F. Skillful empirical subseasonal prediction of landfalling atmospheric river activity using the Madden–Julian oscillation and quasi-biennial oscillation. *npj Climate and Atmospheric Science* **1,** 20177. ISSN: 2397-3722. http://www.nature.com/articles/s41612-017-0008-2 (Dec. 2018).

68. Holton, J. R. & Tan, H.-C. The Influence of the Equatorial Quasi-Biennial Oscillation on the Global Circulation at 50 mb. *Journal of the Atmospheric Sciences* **37,** 2200–2208. ISSN: 0022-4928. http://journals.ametsoc.org/doi/abs/10.1175/1520-0469%281980%29037%3C2200%3ATIOTEQ%3E2.0.CO%3B2 (Oct. 1980).

69. Baldwin, M. P. & Dunkerton, T. J. Stratospheric Harbingers of Anomalous Weather Regimes. *Science* **294,** 581–584. ISSN: 0036-8075. https://www.science.org/doi/10.1126/science.1063315 (Oct. 2001).

70. Kidston, J. *et al.* Stratospheric influence on tropospheric jet streams, storm tracks and surface weather. *Nature Geoscience* **8,** 433–440. ISSN: 1752-0894. http://www.nature.com/doifinder/10.1038/ngeo2424 (May 2015).

71. Thompson, D. W. J., Baldwin, M. P. & Wallace, J. M. Stratospheric Connection to Northern Hemisphere Wintertime Weather: Implications for Prediction. *Journal of Climate* **15,** 1421–1428. ISSN: 0894-8755 (June 2002).

72. Scaife, A. A. *et al.* Skillful long-range prediction of European and North American winters. *Geophysical Research Letters* **41,** 2514–2519. ISSN: 0094-8276 (Apr. 2014).

73. Smith, D. M. *et al.* North Atlantic climate far more predictable than models imply. *Nature* **583,** 796–800. ISSN: 0028-0836. http://www.nature.com/articles/s41586-020-2525-0 (July 2020).

74. Scaife, A. A. & Smith, D. A signal-to-noise paradox in climate science. *npj Climate and Atmospheric Science* **1,** 28. ISSN: 2397-3722. http://www.nature.com/articles/s41612-018-0038-4 (Dec. 2018).

75. Hitchman, M. H. & Huesmann, A. S. Seasonal Influence of the Quasi-Biennial Oscillation on Stratospheric Jets and Rossby Wave Breaking. *Journal of the Atmospheric Sciences* **66,** 935–946. ISSN: 1520-0469 (Apr. 2009).

76. Lu, H., Hitchman, M., Gray, L., Anstey, J. & Osprey, S. On the role of Rossby wave breaking in the quasi-biennial modulation of the stratospheric polar vortex during boreal winter. *Quarterly Journal of the Royal Meteorological Society.* ISSN: 1477870X (2020).

77. Watson, P. a. G. & Gray, L. J. How Does the Quasi-Biennial Oscillation Affect the Stratospheric Polar Vortex? *Journal of the Atmospheric Sciences* **71,** 391–409. ISSN: 0022-4928. http://journals.ametsoc.org/doi/abs/10.1175/JAS-D-13-096.1%20https://journals.ametsoc.org/jas/article/71/1/391/68801/How-Does-the-QuasiBiennial-Oscillation-Affect-the (Jan. 2014).

78. Ruzmaikin, A. Extratropical signature of the quasi-biennial oscillation. *Journal of Geophysical Research* **110,** D11111. ISSN: 0148-0227 (2005).

79. Garfinkel, C. I., Shaw, T. A., Hartmann, D. L. & Waugh, D. W. Does the Holton–Tan Mechanism Explain How the Quasi-Biennial Oscillation Modulates the Arctic Polar Vortex? *Journal of the Atmospheric Sciences* **69,** 1713–1733. ISSN: 0022-4928. https://journals.ametsoc.org/doi/10.1175/JAS-D-11-0209.1 (May 2012).

80. Gray, L. J., Sparrow, S., Juckes, M., O'neill, A. & Andrews, D. G. Flow regimes in the winter stratosphere of the northern hemisphere. *Quarterly Journal of the Royal Meteorological Society* **129,** 925–945. ISSN: 00359009. http://doi.wiley.com/10.1256/qj.02.82 (Jan. 2003).

81. Gray, L. J. *et al.* Forecasting extreme stratospheric polar vortex events. *Nature Communications* **11,** 4630. ISSN: 2041-1723. http://www.nature.com/articles/s41467-020-18299-7 (Dec. 2020).

82. Lu, H., Baldwin, M. P., Gray, L. J. & Jarvis, M. J. Decadal-scale changes in the effect of the QBO on the northern stratospheric polar vortex. *Journal of Geophysical Research* **113,** D10114. ISSN: 0148-0227 (May 2008).

83. Anstey, J. & Shepherd, T. Response of the northern stratospheric polar vortex to the seasonal alignment of QBO phase transitions. *Geophysical Research Letters* **35.** ISSN: 00948276 (2008).

84. Christiansen, B. Stratospheric Bimodality: Can the Equatorial QBO Explain the Regime Behavior of the NH Winter Vortex? *Journal of Climate* **23,** 3953–3966. ISSN: 0894-8755. http://journals.ametsoc.org/doi/abs/10.1175/2010JCLI3495.1 (July 2010).

85. Lu, H., Bracegirdle, T. J., Phillips, T., Bushell, A. & Gray, L. Mechanisms for the Holton-Tan relationship and its decadal variation. *Journal of Geophysical Research: Atmospheres* **119,** 2811–2830. ISSN: 2169897X (Mar. 2014).

86. Dimdore-Miles, O., Gray, L. & Osprey, S. Origins of multi-decadal variability in sudden stratospheric warmings. *Weather and Climate Dynamics* **2,** 205–231. ISSN: 2698-4016 (Mar. 2021).

87. Baldwin, M. P. & Dunkerton, T. J. Quasi-biennial modulation of the southern hemisphere stratospheric polar vortex. *Geophysical Research Letters* **25.** ISSN: 00948276 (Sept. 1998).

88. Holton, J. R. & Austin, J. The Influence of the Equatorial QBO on Sudden Stratospheric Warmings. *Journal of the Atmospheric Sciences* **48,** 607–618. ISSN: 0022-4928 (Feb. 1991).

89. Gray, L. J. The influence of the equatorial upper stratosphere on stratospheric sudden warmings. *Geophysical Research Letters* **30,** 2002GL016430. ISSN: 0094-8276 (Feb. 2003).

90. Scott, R. K. Nonlinear latitudinal transfer of wave activity in the winter stratosphere. *Quarterly Journal of the Royal Meteorological Society* **145,** 1933–1946. ISSN: 0035-9009. https://onlinelibrary.wiley.com/doi/abs/10.1002/qj.3536 (July 2019).

91. Gray, L. J., Lu, H., Brown, M. J., Knight, J. R. & Andrews, M. B. Mechanisms of influence of the Semi-Annual Oscillation on stratospheric sudden warmings. *Quarterly Journal of the Royal Meteorological Society.* ISSN: 0035-9009 (Mar. 2022).

92. Hampson, J. & Haynes, P. Influence of the Equatorial QBO on the Extratropical Stratosphere. *Journal of the Atmospheric Sciences* **63,** 936–951. ISSN: 1520-0469 (Mar. 2006).

93. Inoue, M., Takahashi, M. & Naoe, H. Relationship between the stratospheric quasi-biennial oscillation and tropospheric circulation in northern autumn. *Journal of Geophysical Research: Atmospheres* **116,** n/a–n/a. ISSN: 01480227 (Dec. 2011).

94. White, I. P., Lu, H. & Mitchell, N. J. Seasonal evolution of the QBO-induced wave forcing and circulation anomalies in the northern winter stratosphere. *Journal of Geophysical Research: Atmospheres* **121,** 411–10. ISSN: 2169897X (Sept. 2016).

95. Anstey, J. A. *et al.* Teleconnections of the Quasi-Biennial Oscillation in a multi-model ensemble of QBO-resolving models. *Quarterly Journal of the Royal Meteorological Society,* qj.4048. ISSN: 0035-9009 (June 2021).

96. Scaife, A. A. *et al.* Tropical rainfall, Rossby waves and regional winter climate predictions. *Quarterly Journal of the Royal Meteorological Society* **143,** 1–11. ISSN: 00359009. http://doi.wiley.com/10.1002/qj.2910 (Jan. 2017).

97. Yamazaki, K., Nakamura, T., Ukita, J. & Hoshi, K. A tropospheric pathway of the stratospheric quasi-biennial oscillation (QBO) impact on the boreal winter polar vortex. *Atmospheric Chemistry and Physics* **20,** 5111–5127. ISSN: 1680-7324 (Apr. 2020).

98. Shen, X., Wang, L. & Osprey, S. Tropospheric Forcing of the 2019 Antarctic Sudden Stratospheric Warming. *Geophysical Research Letters* **47.** ISSN: 0094-8276. https://onlinelibrary.wiley.com/doi/10.1029/2020GL089343 (Oct. 2020).

99. Peña-Ortiz, C., Manzini, E. & Giorgetta, M. A. Tropical Deep Convection Impact on Southern Winter Stationary Waves and Its Modulation by the Quasi-Biennial Oscillation. *Journal of Climate* **32,** 7453–7467. ISSN: 0894-8755. http://journals.ametsoc.org/doi/10.1175/JCLI-D-18-0763.1 (Nov. 2019).

100. White, I. P., Lu, H., Mitchell, N. J. & Phillips, T. Dynamical Response to the QBO in the Northern Winter Stratosphere: Signatures in Wave Forcing and Eddy Fluxes of Potential Vorticity. *Journal of the Atmospheric Sciences* **72,** 4487–4507. ISSN: 0022-4928. http://journals.ametsoc.org/doi/10.1175/JAS-D-14-0358.1 (2015).

101. Richter, J. H. *et al.* Response of the Quasi-Biennial Oscillation to a warming climate in global climate models. *Quarterly Journal of the Royal Meteorological Society,* qj.3749. ISSN: 0035-9009. https://doi.org/10.1002/qj.3749%20https://onlinelibrary.wiley.com/doi/abs/10.1002/qj.3749 (Feb. 2020).

102. Smith, D. M., Scaife, A. A., Eade, R. & Knight, J. R. Seasonal to decadal prediction of the winter North Atlantic Oscillation: emerging capability and future prospects. *Quarterly Journal of the Royal Meteorological Society* **142,** 611–617. ISSN: 00359009. http://doi.wiley.com/10.1002/qj.2479 (Jan. 2016).

103. Elsbury, D., Peings, Y. & Magnusdottir, G. CMIP6 Models Underestimate the Holton-Tan Effect. *Geophysical Research Letters* **48.** ISSN: 0094-8276 (Dec. 2021).

104. Kim, H., Caron, J. M., Richter, J. H. & Simpson, I. R. The Lack of QBO-MJO Connection in CMIP6 Models. *Geophysical Research Letters* **47.** ISSN: 0094-8276. https://onlinelibrary.wiley.com/doi/abs/10.1029/2020GL087295%20https://onlinelibrary.wiley.com/doi/10.1029/2020GL087295 (June 2020).

105. Boville, B. A. & Randel, W. J. Equatorial Waves in a Stratospheric GCM: Effects of Vertical Resolution. *Journal of the Atmospheric Sciences* **49,** 785–801. ISSN: 0022-4928 (May 1992).

106. Hamilton, K., Wilson, R. J. & Hemler, R. S. Middle Atmosphere Simulated with High Vertical and Horizontal Resolution Versions of a GCM: Improvements in the Cold Pole Bias and Generation of a QBO-like Oscillation in the Tropics. *Journal of the Atmospheric Sciences* **56,** 3829–3846. ISSN: 0022-4928. http://journals.ametsoc.org/doi/10.1175/1520-0469(1999)056%3C3829:MASWHV%3E2.0.CO;2 (Nov. 1999).

107. Kawatani, Y. *et al.* The Roles of Equatorial Trapped Waves and Internal Inertia–Gravity Waves in Driving the Quasi-Biennial Oscillation. Part I: Zonal Mean Wave Forcing. *Journal of the Atmospheric Sciences* **67,** 963–980. ISSN: 1520-0469. https://journals.ametsoc.org/jas/article/67/4/963/26041/The-Roles-of-Equatorial-Trapped-Waves-and-Internal (Apr. 2010).

108. Kawatani, Y. *et al.* The Roles of Equatorial Trapped Waves and Internal Inertia–Gravity Waves in Driving the Quasi-Biennial Oscillation. Part II: Three-Dimensional Distribution of Wave Forcing. *Journal of the Atmospheric Sciences* **67,** 981–997. ISSN: 1520-0469 (Apr. 2010).

109. Richter, J. H., Solomon, A. & Bacmeister, J. T. On the simulation of the quasi-biennial oscillation in the Community Atmosphere Model, version 5. *Journal of Geophysical Research: Atmospheres* **119,** 3045–3062. ISSN: 2169897X. http://doi.wiley.com/10.1002/2013JD021122 (Mar. 2014).

110. Holt, L. A. *et al.* An evaluation of tropical waves and wave forcing of the QBO in the QBOi models. *Quarterly Journal of the Royal Meteorological Society,* qj.3827. ISSN: 0035-9009. https://onlinelibrary.wiley.com/doi/abs/10.1002/qj.3827 (July 2020).

111. Ern, M. & Preusse, P. Wave fluxes of equatorial Kelvin waves and QBO zonal wind forcing derived from SABER and ECMWF temperature space-time spectra. *Atmospheric Chemistry and Physics* **9,** 3957–3986. ISSN: 1680-7324 (June 2009).

112. Ern, M. & Preusse, P. Quantification of the contribution of equatorial Kelvin waves to the QBO wind reversal in the stratosphere. *Geophysical Research Letters* **36,** L21801. ISSN: 0094-8276 (Nov. 2009).

113. Alexander, M. J. & Ortland, D. A. Equatorial waves in High Resolution Dynamics Limb Sounder (HIRDLS) data. *Journal of Geophysical Research: Atmospheres* **115.** ISSN: 01480227. http://doi.wiley.com/10.1029/2010JD014782 (Dec. 2010).

114. Evan, S., Alexander, M. J. & Dudhia, J. WRF simulations of convectively generated gravity waves in opposite QBO phases. *Journal of Geophysical Research: Atmospheres* **117,** n/a–n/a. ISSN: 01480227. http://doi.wiley.com/10.1029/2011JD017302 (June 2012).

115. Kim, Y.-H. & Chun, H.-Y. Momentum forcing of the quasi-biennial oscillation by equatorial waves in recent reanalyses. *Atmospheric Chemistry and Physics* **15,** 6577–6587. ISSN: 1680-7324 (June 2015).

116. Kim, Y.-H. & Chun, H.-Y. Contributions of equatorial wave modes and parameterized gravity waves to the tropical QBO in HadGEM2. *Journal of Geophysical Research: Atmospheres* **120,** 1065–1090. ISSN: 2169897X (Feb. 2015).

117. Watanabe, S. *et al.* General aspects of a T213L256 middle atmosphere general circulation model. *Journal of Geophysical Research* **113,** D12110. ISSN: 0148-0227. http://doi.wiley.com/10.1029/2008JD010026 (June 2008).

118. Horinouchi, T. & Yoden, S. Wave–Mean Flow Interaction Associated with a QBO-like Oscillation Simulated in a Simplified GCM. *Journal of the Atmospheric Sciences* **55,** 502–526. ISSN: 0022-4928. http://journals.ametsoc.org/doi/10.1175/1520-0469(1998)055%3C0502:WMFIAW%3E2.0.CO;2 (Feb. 1998).

119. Ricciardulli, L. & Garcia, R. R. The Excitation of Equatorial Waves by Deep Convection in the NCAR Community Climate Model (CCM3). *Journal of the Atmospheric Sciences* **57,** 3461–3487. ISSN: 0022-4928. http://journals.ametsoc.org/doi/10.1175/1520-0469(2000)057%3C3461:TEOEWB%3E2.0.CO;2 (Nov. 2000).

120. Yao, W. & Jablonowski, C. Idealized Quasi-Biennial Oscillations in an Ensemble of Dry GCM Dynamical Cores. *Journal of the Atmospheric Sciences* **72,** 2201–2226. ISSN: 0022-4928. http://journals.ametsoc.org/doi/abs/10.1175/JAS-D-14-0236.1 (June 2015).

121. Anstey, J. A., Scinocca, J. F. & Keller, M. Simulating the QBO in an Atmospheric General Circulation Model: Sensitivity to Resolved and Parameterized Forcing. *Journal of the Atmospheric Sciences* **73,** 1649–1665. ISSN: 0022-4928. http://journals.ametsoc.org/doi/abs/10.1175/JAS-D-15-0099.1%20http://journals.ametsoc.org/doi/10.1175/JAS-D-15-0099.1 (Apr. 2016).

122. Holt, L. A. *et al.* Tropical Waves and the Quasi-Biennial Oscillation in a 7-km Global Climate Simulation. *Journal of the Atmospheric Sciences* **73,** 3771–3783. ISSN: 0022-4928. https://journals.ametsoc.org/doi/10.1175/JAS-D-15-0350.1 (Sept. 2016).

123. Geller, M. A. *et al.* Modeling the QBO-Improvements resulting from higher-model vertical resolution. *Journal of Advances in Modeling Earth Systems* **8,** 1092–1105. ISSN: 19422466. http://doi.wiley.com/10.1002/2016MS000699 (Sept. 2016).

124. Vincent, R. A. & Alexander, M. J. Balloon-Borne Observations of Short Vertical Wavelength Gravity Waves and Interaction With QBO Winds. *Journal of Geophysical Research: Atmospheres* **125.** ISSN: 2169-897X. https://onlinelibrary.wiley.com/doi/abs/10.1029/2020JD032779 (Aug. 2020).

125. Richter, J. H., Solomon, A. & Bacmeister, J. T. Effects of vertical resolution and nonorographic gravity wave drag on the simulated climate in the Community Atmosphere Model, version 5. *Journal of Advances in Modeling Earth Systems* **6,** 357–383. ISSN: 19422466 (June 2014).

126. Garfinkel, C. I. *et al.* A QBO Cookbook: Sensitivity of the Quasi-Biennial Oscillation to Resolution, Resolved Waves, and Parameterized Gravity Waves. *Journal of Advances in Modeling Earth Systems* **14.** ISSN: 1942-2466 (Mar. 2022).

127. Osprey, S. M., Gray, L. J., Hardiman, S. C., Butchart, N. & Hinton, T. J. Stratospheric Variability in Twentieth-Century CMIP5 Simulations of the Met Office Climate Model: High Top versus Low Top. *Journal of Climate* **26,** 1595–1606. ISSN: 0894-8755. http://journals.ametsoc.org/doi/abs/10.1175/JCLI-D-12-00147.1%20https://journals.ametsoc.org/jcli/article/26/5/1595/34434/Stratospheric-Variability-in-TwentiethCentury (Mar. 2013).

128. Giorgetta, M. A., Manzini, E., Roeckner, E., Esch, M. & Bengtsson, L. Climatology and Forcing of the Quasi-Biennial Oscillation in the MAECHAM5 Model. *Journal of Climate* **19,** 3882–3901. ISSN: 1520-0442. https://journals.ametsoc.org/jcli/article/19/16/3882/105754/Climatology-and-Forcing-of-the-QuasiBiennial (Aug. 2006).

129. Bushell, A. C. *et al.* Evaluation of the Quasi-Biennial Oscillation in global climate models for the SPARC QBO-initiative. *Quarterly Journal of the Royal Meteorological Society,* qj.3765. ISSN: 0035-9009. https://doi.org/10.1002/qj.3765%20https://onlinelibrary.wiley.com/doi/abs/10.1002/qj.3765 (Mar. 2020).

130. Coy, L., Newman, P. A., Strahan, S. & Pawson, S. Seasonal Variation of the Quasi-Biennial Oscillation Descent. *Journal of Geophysical Research: Atmospheres* **125.** ISSN: 2169-897X (Sept. 2020).

131. Dunkerton, T. J., Delisi, D. P. & Baldwin, M. P. Distribution of major stratospheric warmings in relation to the quasi-biennial oscillation. *Geophysical Research Letters* **15,** 136–139. ISSN: 00948276 (Feb. 1988).

132. Andrews, M. B. *et al.* Observed and Simulated Teleconnections Between the Stratospheric Quasi-Biennial Oscillation and Northern Hemisphere Winter Atmospheric Circulation. *Journal of Geophysical Research: Atmospheres* **124,** 1219–1232. ISSN: 2169897X (Feb. 2019).

133. Kim, Y.-H., Bushell, A. C., Jackson, D. R. & Chun, H.-Y. Impacts of introducing a convective gravity-wave parameterization upon the QBO in the Met Office Unified Model. *Geophysical Research Letters* **40,** 1873–1877. ISSN: 00948276 (May 2013).

134. Kawatani, Y., Takahashi, M., Sato, K., Alexander, S. P. & Tsuda, T. Global distribution of atmospheric waves in the equatorial upper troposphere and lower stratosphere: AGCM simulation of sources and propagation. *Journal of Geophysical Research: Atmospheres* **114.** ISSN: 01480227. http://doi.wiley.com/10.1029/2008JD010374 (Jan. 2009).

135. Kim, Y.-H. *et al.* Comparison of equatorial wave activity in the tropical tropopause layer and stratosphere represented in reanalyses. *Atmospheric Chemistry and Physics* **19,** 10027–10050. ISSN: 1680-7324 (Aug. 2019).

136. Pahlavan, H. A., Wallace, J. M., Fu, Q. & Kiladis, G. N. Revisiting the Quasi-Biennial Oscillation as Seen in ERA5. Part II: Evaluation of Waves and Wave Forcing. *Journal of the Atmospheric Sciences* **78,** 693–707. ISSN: 0022-4928 (Mar. 2021).

137. Pahlavan, H. A., Fu, Q., Wallace, J. M. & Kiladis, G. N. Revisiting the Quasi-Biennial Oscillation as Seen in ERA5. Part I: Description and Momentum Budget. *Journal of the Atmospheric Sciences* **78,** 673–691. ISSN: 0022-4928. https://journals.ametsoc.org/view/journals/atsc/78/3/JAS-D-20-0248.1.xml (Mar. 2021).

138. Kobayashi, C. *et al.* Preliminary Results of the JRA-55C, an Atmospheric Reanalysis Assimilating Conventional Observations Only. *SOLA* **10,** 78–82. ISSN: 1349-6476 (2014).

139. Kawatani, Y., Hamilton, K., Miyazaki, K., Fujiwara, M. & Anstey, J. A. Representation of the tropical stratospheric zonal wind in global atmospheric reanalyses. *Atmospheric Chemistry and Physics* **16,** 6681–6699. ISSN: 1680-7324. https://www.atmos-chem-phys.net/16/6681/2016/ (June 2016).

140. Pawson, S. & Fiorino, M. A comparison of reanalyses in the tropical stratosphere. Part 2: the quasi-biennial oscillation. *Climate Dynamics* **14,** 645–658. ISSN: 0930-7575 (July 1998).

141. Hamilton, K., Hertzog, A., Vial, F. & Stenchikov, G. Longitudinal Variation of the Stratospheric Quasi-Biennial Oscillation. *Journal of the Atmospheric Sciences* **61,** 383–402. ISSN: 0022-4928 (Feb. 2004).

142. Beres, J. H. Implementation of a gravity wave source spectrum parameterization dependent on the properties of convection in the Whole Atmosphere Community Climate Model (WACCM). *Journal of Geophysical Research* **110,** D10108. ISSN: 0148-0227. http://doi.wiley.com/10.1029/2004JD005504 (2005).

143. Richter, J. H., Sassi, F. & Garcia, R. R. Toward a Physically Based Gravity Wave Source Parameterization in a General Circulation Model. *Journal of the Atmospheric Sciences* **67,** 136–156. ISSN: 1520-0469. https://journals.ametsoc.org/doi/10.1175/2009JAS3112.1 (Jan. 2010).

144. Lott, F., Guez, L. & Maury, P. A stochastic parameterization of non-orographic gravity waves: Formalism and impact on the equatorial stratosphere. *Geophysical Research Letters* **39,** n/a–n/a. ISSN: 00948276. http://doi.wiley.com/10.1029/2012GL051001 (Mar. 2012).

145. Lott, F. & Guez, L. A stochastic parameterization of the gravity waves due to convection and its impact on the equatorial stratosphere. *Journal of Geophysical Research: Atmospheres* **118,** 8897–8909. ISSN: 2169897X. http://doi.wiley.com/10.1002/jgrd.50705 (Aug. 2013).

146. Schirber, S., Manzini, E. & Alexander, M. J. A convection-based gravity wave parameterization in a general circulation model: Implementation and improvements on the QBO. *Journal of Advances in Modeling Earth Systems* **6,** 264–279. ISSN: 19422466. http://doi.wiley.com/10.1002/2013MS000286 (Mar. 2014).

147. Hampson, J. & Haynes, P. Phase Alignment of the Tropical Stratospheric QBO in the Annual Cycle. *Journal of the Atmospheric Sciences* **61,** 2627–2637. ISSN: 0022-4928. http://journals.ametsoc.org/doi/abs/10.1175/JAS3276.1 (Nov. 2004).

148. Taguchi, M. Observed connection of the stratospheric quasi-biennial oscillation with El Niño–Southern Oscillation in radiosonde data. *Journal of Geophysical Research* **115,** D18120. ISSN: 0148-0227 (Sept. 2010).

149. Kawatani, Y. *et al.* ENSO Modulation of the QBO: Results from MIROC Models with and without Nonorographic Gravity Wave Parameterization. *Journal of the Atmospheric Sciences* **76,** 3893–3917. ISSN: 0022-4928 (Dec. 2019).

150. Serva, F., Cagnazzo, C., Christiansen, B. & Yang, S. The influence of ENSO events on the stratospheric QBO in a multi-model ensemble. *Climate Dynamics* **54,** 2561–2575. ISSN: 0930-7575 (Feb. 2020).

151. Labitzke, K. Stratospheric temperature changes after the Pinatubo eruption. *Journal of Atmospheric and Terrestrial Physics* **56,** 1027–1034. ISSN: 00219169 (July 1994).

152. DallaSanta, K., Orbe, C., Rind, D., Nazarenko, L. & Jonas, J. Response of the Quasi-Biennial Oscillation to Historical Volcanic Eruptions. *Geophysical Research Letters* **48.** ISSN: 0094-8276 (Oct. 2021).

153. Aquila, V., Garfinkel, C. I., Newman, P., Oman, L. & Waugh, D. Modifications of the quasi-biennial oscillation by a geoengineering perturbation of the stratospheric aerosol layer. *Geophysical Research Letters* **41,** 1738–1744. ISSN: 00948276 (Mar. 2014).

154. Richter, J. H. *et al.* Stratospheric Dynamical Response and Ozone Feedbacks in the Presence of SO ₂ Injections. *Journal of Geophysical Research: Atmospheres* **122.** ISSN: 2169-897X (Dec. 2017).

155. Niemeier, U., Richter, J. H. & Tilmes, S. Differing responses of the quasi-biennial oscillation to artificial SO<sub>2&amp injections in two global models. *Atmospheric Chemistry and Physics* **20,** 8975–8987. ISSN: 1680-7324 (July 2020).

156. Jones, A. *et al.* The impact of stratospheric aerosol intervention on the North Atlantic and Quasi-Biennial Oscillations in the Geoengineering Model Intercomparison Project (GeoMIP) G6sulfur experiment. *Atmospheric Chemistry and Physics* **22,** 2999–3016. ISSN: 1680-7324 (Mar. 2022).

157. Lin, P., Held, I. & Ming, Y. The Early Development of the 2015/16 Quasi-Biennial Oscillation Disruption. *Journal of the Atmospheric Sciences* **76,** 821–836. ISSN: 0022-4928. http://journals.ametsoc.org/doi/10.1175/JAS-D-18-0292.1 (Mar. 2019).

158. Li, H., Pilch Kedzierski, R. & Matthes, K. On the forcings of the unusual Quasi-Biennial Oscillation structure in February 2016. *Atmospheric Chemistry and Physics* **20,** 6541–6561. ISSN: 1680-7324 (June 2020).

159. O'Sullivan, D. Interaction of extratropical Rossby waves with westerly quasi-biennial oscillation winds. *Journal of Geophysical Research: Atmospheres* **102.** ISSN: 01480227 (Aug. 1997).

160. Hitchcock, P., Haynes, P. H., Randel, W. J. & Birner, T. The Emergence of Shallow Easterly Jets within QBO Westerlies. *Journal of the Atmospheric Sciences* **75.** ISSN: 0022-4928 (Jan. 2018).

161. Watanabe, S., Hamilton, K., Osprey, S., Kawatani, Y. & Nishimoto, E. First Successful Hindcasts of the 2016 Disruption of the Stratospheric Quasi-biennial Oscillation. *Geophysical Research Letters* **45,** 1602–1610. ISSN: 0094-8276 (Feb. 2018).

162. Pohlmann, H. *et al.* Improved forecast skill in the tropics in the new MiKlip decadal climate predictions. *Geophysical Research Letters* **40,** 5798–5802. ISSN: 0094-8276 (Nov. 2013).

163. Coy, L. *et al.* Seasonal Prediction of the Quasi-Biennial Oscillation. *Journal of Geophysical Research: Atmospheres* **127.** ISSN: 2169-897X (Mar. 2022).

164. Dunkerton, T. J. Nonlinear Propagation of Zonal Winds in an Atmosphere with Newtonian Cooling and Equatorial Wavedriving. *Journal of the Atmospheric Sciences* **48,** 236–263. ISSN: 0022-4928 (Jan. 1991).

165. Butchart, N., Scaife, A. A., Austin, J., Hare, S. H. E. & Knight, J. R. Quasi-biennial oscillation in ozone in a coupled chemistry-climate model. *Journal of Geophysical Research* **108,** 4486. ISSN: 0148-0227 (2003).

166. Shibata, K. & Deushi, M. Radiative effect of ozone on the quasi-biennial oscillation in the equatorial stratosphere. *Geophysical Research Letters* **32,** L24802. ISSN: 0094-8276 (2005).

167. Shibata, K. Simulations of Ozone Feedback Effects on the Equatorial Quasi-Biennial Oscillation with a Chemistry–Climate Model. *Climate* **9,** 123. ISSN: 2225-1154 (July 2021).

168. DallaSanta, K., Orbe, C., Rind, D., Nazarenko, L. & Jonas, J. Dynamical and Trace Gas Responses of the Quasi-Biennial Oscillation to Increased CO ₂. *Journal of Geophysical Research: Atmospheres* **126.** ISSN: 2169-897X (Mar. 2021).

169. Pohlmann, H. *et al.* Realistic Quasi-Biennial Oscillation Variability in Historical and Decadal Hindcast Simulations Using CMIP6 Forcing. *Geophysical Research Letters* **46,** 14118–14125. ISSN: 0094-8276. https://onlinelibrary.wiley.com/doi/abs/10.1029/2019GL084878 (Dec. 2019).

170. Schirber, S., Manzini, E., Krismer, T. & Giorgetta, M. The quasi-biennial oscillation in a warmer climate: sensitivity to different gravity wave parameterizations. *Climate Dynamics* **45,** 825–836. ISSN: 0930-7575 (Aug. 2015).

171. Giorgetta, M. a. Sensitivity of the quasi-biennial oscillation to CO 2 doubling. *Geophysical Research Letters* **32,** L08701. ISSN: 0094-8276. http://doi.wiley.com/10.1029/2004GL021971 (2005).

172. Kawatani, Y., Hamilton, K. & Watanabe, S. The Quasi-Biennial Oscillation in a Double CO2 Climate. *Journal of the Atmospheric Sciences* **68,** 265–283. ISSN: 1520-0469. http://journals.ametsoc.org/doi/abs/10.1175/2010JAS3623.1%20https://journals.ametsoc.org/jas/article/68/2/265/26759/The-QuasiBiennial-Oscillation-in-a-Double-CO2 (Feb. 2011).

173. Watanabe, S. & Kawatani, Y. Sensitivity of the QBO to Mean Tropical Upwelling under a Changing Climate Simulated with an Earth System Model. *Journal of the Meteorological Society of Japan* **90A,** 351–360. ISSN: 0026-1165. http://japanlinkcenter.org/DN/JST.JSTAGE/jmsj/2012-A20?lang=en&from=CrossRef&type=abstract (2012).

174. Kawatani, Y. & Hamilton, K. Weakened stratospheric quasibiennial oscillation driven by increased tropical mean upwelling. *Nature* **497,** 478–481. ISSN: 0028-0836. http://www.nature.com/doifinder/10.1038/nature12140%20http://www.nature.com/articles/nature12140 (May 2013).

175. Butchart, N. *et al.* QBO Changes in CMIP6 Climate Projections. *Geophysical Research Letters* **47.** ISSN: 0094-8276. https://doi.org/10.1029/2019GL086903%20https://onlinelibrary.wiley.com/doi/abs/10.1029/2019GL086903 (Apr. 2020).

176. Match, A. & Fueglistaler, S. Large internal variability dominates over global warming signal in observed lower stratospheric QBO amplitude. *Journal of Climate,* 1–43. ISSN: 0894-8755 (Oct. 2021).

177. Rao, J., Garfinkel, C. I. & White, I. P. Projected Strengthening of the Extratropical Surface Impacts of the Stratospheric Quasi-Biennial Oscillation. *Geophysical Research Letters* **47.** ISSN: 0094-8276 (Oct. 2020).

178. Van Vuuren, D. P. *et al.* The representative concentration pathways: an overview. *Climatic Change* **109,** 5–31. ISSN: 0165-0009 (Nov. 2011).

179. O'Neill, B. C. *et al.* The Scenario Model Intercomparison Project (ScenarioMIP) for CMIP6. *Geoscientific Model Development* **9,** 3461–3482. ISSN: 1991-9603 (Sept. 2016).

180. Richter, J. H., Sassi, F. & Garcia, R. R. Toward a physically based gravity wave source parameterization in a general circulation model. *Journal of the Atmospheric Sciences* **67,** 136–156. ISSN: 00224928 (Jan. 2010).

181. Bushell, A. C. *et al.* Parameterized gravity wave momentum fluxes from sources related to convection and large-scale precipitation processes in a global atmosphere model. *Journal of the Atmospheric Sciences* **72,** 4349–4371. ISSN: 15200469 (Nov. 2015).

182. Raghavendra, A., Roundy, P. E. & Zhou, L. Trends in Tropical Wave Activity from the 1980s to 2016. *Journal of Climate* **32,** 1661–1676. ISSN: 0894-8755 (Mar. 2019).

183. Naoe, H. & Shibata, K. Future changes in the influence of the quasi-biennial oscillation on the northern polar vortex simulated with an MRI chemistry climate model. *Journal of Geophysical Research: Atmospheres* **117,** n/a–n/a. ISSN: 01480227 (Feb. 2012).

184. Naoe, H. & Yoshida, K. Influence of quasi-biennial oscillation on the boreal winter extratropical stratosphere in QBOi experiments. *Quarterly Journal of the Royal Meteorological Society* **145,** 2755–2771. ISSN: 0035-9009 (July 2019).

185. Ayarzagüena, B. *et al.* Uncertainty in the Response of Sudden Stratospheric Warmings and Stratosphere-Troposphere Coupling to Quadrupled CO ₂ Concentrations in CMIP6 Models. *Journal of Geophysical Research: Atmospheres* **125.** ISSN: 2169-897X (Mar. 2020).

186. Stevens, B. *et al.* DYAMOND: the DYnamics of the Atmospheric general circulation Modeled On Non-hydrostatic Domains. *Progress in Earth and Planetary Science* **6,** 61. ISSN: 2197-4284 (Dec. 2019).

187. Hertzog, A. How Can We Improve the Driving of the Quasi-Biennial Oscillation in Climate Models? *Journal of Geophysical Research: Atmospheres* **125.** ISSN: 2169-897X. https://onlinelibrary.wiley.com/doi/10.1029/2020JD033411 (Sept. 2020).

188. Witschas, B. *et al.* First validation of Aeolus wind observations by airborne Doppler wind lidar measurements. *Atmospheric Measurement Techniques* **13,** 2381–2396. ISSN: 1867-8548 (May 2020).

189. Karpechko, A. Y., Tyrrell, N. L. & Rast, S. Sensitivity of QBO teleconnection to model circulation biases. *Quarterly Journal of the Royal Meteorological Society* **147,** 2147–2159. ISSN: 0035-9009 (Apr. 2021).

190. KOBAYASHI, S. *et al.* The JRA-55 Reanalysis: General Specifications and Basic Characteristics. *Journal of the Meteorological Society of Japan. Ser. II* **93.** ISSN: 0026-1165 (2015).

191. Dee, D. P. *et al.* The ERA-Interim reanalysis: configuration and performance of the data assimilation system. *Quarterly Journal of the Royal Meteorological Society* **137,** 553–597. ISSN: 00359009 (Apr. 2011).

192. Naujokat, B. An Update of the Observed Quasi-Biennial Oscillation of the Stratospheric Winds over the Tropics. *Journal of the Atmospheric Sciences* **43.** ISSN: 0022-4928 (Sept. 1986).

193. Match, A. & Fueglistaler, S. Anomalous Dynamics of QBO Disruptions Explained by 1D Theory with External Triggering. *Journal of the Atmospheric Sciences* **78,** 373–383. ISSN: 0022-4928 (Feb. 2021).

194. Ern, M. *et al.* Interaction of gravity waves with the QBO: A satellite perspective. *Journal of Geophysical Research: Atmospheres* **119,** 2329–2355. ISSN: 21698996 (2014).

195. Alexander, S. P., Tsuda, T., Kawatani, Y. & Takahashi, M. Global distribution of atmospheric waves in the equatorial upper troposphere and lower stratosphere: COSMIC observations of wave mean flow interactions. *Journal of Geophysical Research* **113,** D24115. ISSN: 0148-0227. http://doi.wiley.com/10.1029/2008JD010039 (Dec. 2008).

196. World Meteorological Organization. *Executive Summary: Scientific Assessment of Ozone Depletion: 2018* 588. ISBN: 978-1-7329317-0-1 (WMO, 2018).

197. Li, D., Shine, K. P. & Gray, L. J. The role of ozone-induced diabatic heating anomalies in the quasi-biennial oscillation. *Quarterly Journal of the Royal Meteorological Society* **121,** 937–943. ISSN: 00359009 (Apr. 1995).

198. Zawodny, J. M. & McCormick, M. P. Stratospheric Aerosol and Gas Experiment II measurements of the quasi-biennial oscillations in ozone and nitrogen dioxide. *Journal of Geophysical Research* **96,** 9371. ISSN: 0148-0227. http://doi.wiley.com/10.1029/91JD00517 (1991).

199. Chipperfield, M. P., Cariolle, D., Simon, P., Ramaroson, R. & Lary, D. J. A three-dimensional modeling study of trace species in the Arctic lower stratosphere during winter 1989-1990. *Journal of Geophysical Research: Atmospheres* **98,** 7199–7218. ISSN: 01480227. http://doi.wiley.com/10.1029/92JD02977 (Apr. 1993).

200. Schoeberl, M. R. *et al.* QBO and annual cycle variations in tropical lower stratosphere trace gases from HALOE and Aura MLS observations. *Journal of Geophysical Research: Atmospheres* **113,** n/a–n/a. ISSN: 01480227. http://doi.wiley.com/10.1029/2007JD008678 (Mar. 2008).

201. Logan, J. A. Quasibiennial oscillation in tropical ozone as revealed by ozonesonde and satellite data. *Journal of Geophysical Research* **108,** 4244. ISSN: 0148-0227. http://doi.wiley.com/10.1029/2002JD002170 (2003).

202. Randel, W. J. & Wu, F. Isolation of the Ozone QBO in SAGE II Data by Singular-Value Decomposition. *Journal of the Atmospheric Sciences* **53,** 2546–2559. ISSN: 0022-4928. http://journals.ametsoc.org/doi/abs/10.1175/1520-0469%25281996%2529053%253C2546%253AIOTOQI%253E2.0.CO%253B2 (Sept. 1996).

203. Tweedy, O. V. *et al.* Response of trace gases to the disrupted 2015–2016 quasi-biennial oscillation. *Atmospheric Chemistry and Physics* **17,** 6813–6823. ISSN: 1680-7324. http://www.atmos-chem-phys-discuss.net/acp-2017-76/%20https://www.atmos-chem-phys.net/17/6813/2017/ (June 2017).

204. Diallo, M. *et al.* Response of stratospheric water vapor and ozone to the unusual timing of El Niño and the QBO disruption in 2015–2016. *Atmospheric Chemistry and Physics* **18,** 13055–13073. ISSN: 1680-7324. https://acp.copernicus.org/articles/18/13055/2018/ (Sept. 2018).

205. Strahan, S. E., Oman, L. D., Douglass, A. R. & Coy, L. Modulation of Antarctic vortex composition by the quasi-biennial oscillation. *Geophysical Research Letters* **42,** 4216–4223. ISSN: 00948276. http://doi.wiley.com/10.1002/2015GL063759 (May 2015).

206. Ray, E. A. *et al.* The influence of the stratospheric Quasi-Biennial Oscillation on trace gas levels at the Earth's surface. *Nature Geoscience* **13,** 22–27. ISSN: 1752-0894. http://www.nature.com/articles/s41561-019-0507-3 (Jan. 2020).

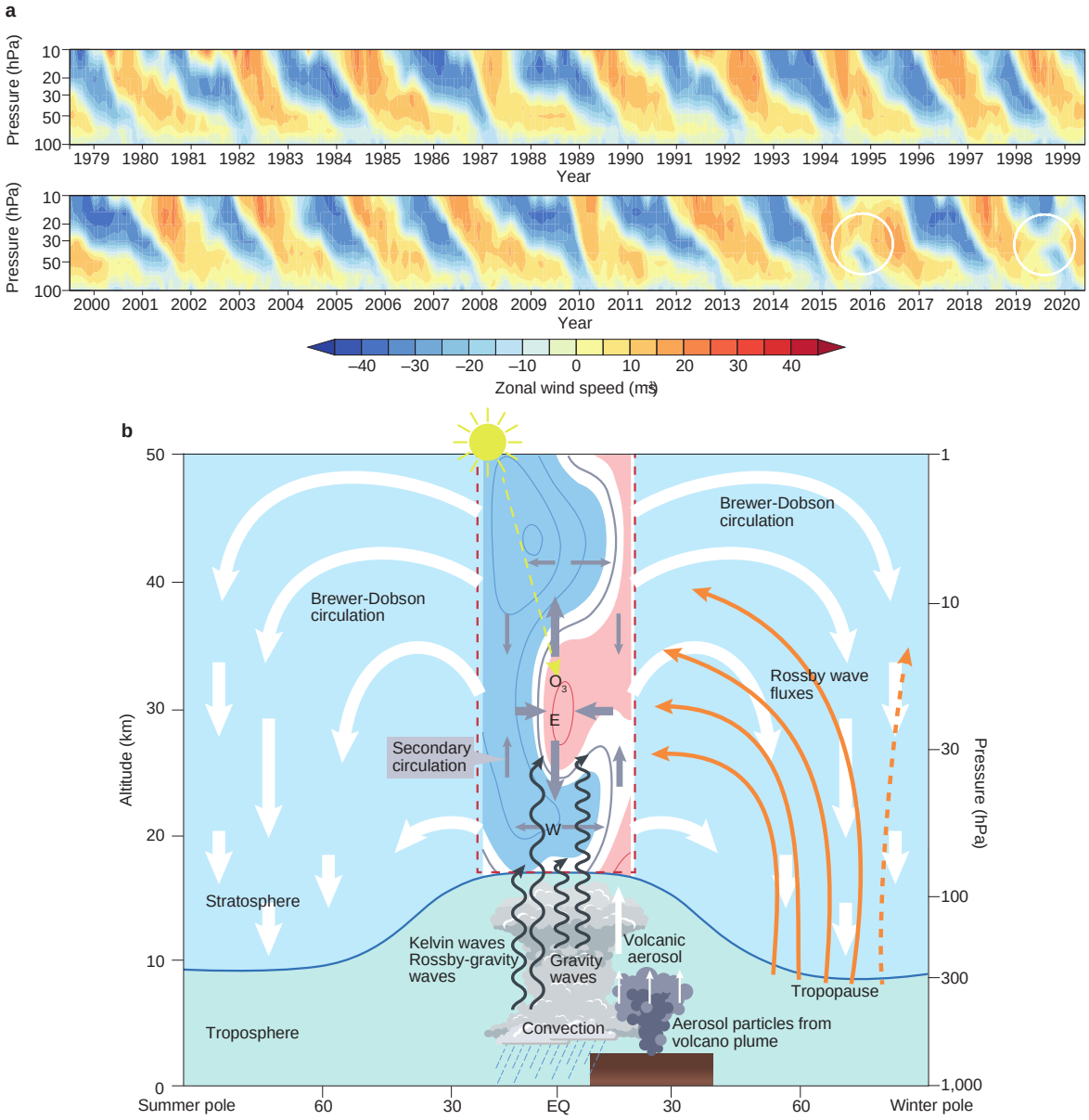

Figure 1. The QBO in tropical stratospheric zonal wind and global circulation of the stratosphere. a | Monthly means of daily observations (generally twice per day at 0Z and 12Z) of zonal winds above Singapore for 1979–2020. White circles indicate the only two occasions when the sequence of quasi-regular oscillations in the zonal winds over the equator have been disrupted since regular observations became available in the 1950s. **b |** Eastward (E) and westward (W) zonal winds (red and blue, respectively) in the tropical stratosphere (box bounded by dashed red line) are shown when the QBO phase is transitioning from westward to eastward at 30 hPa (zero wind line, thick grey contour), and the semi-annual oscillation (SAO) in the upper stratosphere is in its westward phase. Rossby waves propagate through the winter extratropical stratosphere (orange arrows), transporting westward momentum equatorward that can be important for "QBO disruption" events. Upward-propagating tropical waves that drive the QBO in the canonical model are shown as black wavy arrows (see **Box 1**). The QBO is also affected by the overturning circulation of the stratosphere (Brewer-Dobson circulation, thick white arrows) and QBO mean-meridional circulation maintaining thermal wind balance, hereinafter referred to as the QBO secondary circulation (grey arrows inside red dashed box). Data for part **a** is from https://acd-ext.gsfc.nasa.gov/Data_services/met/qbo/QBO_Singapore_Uvals_GSFC.txt.

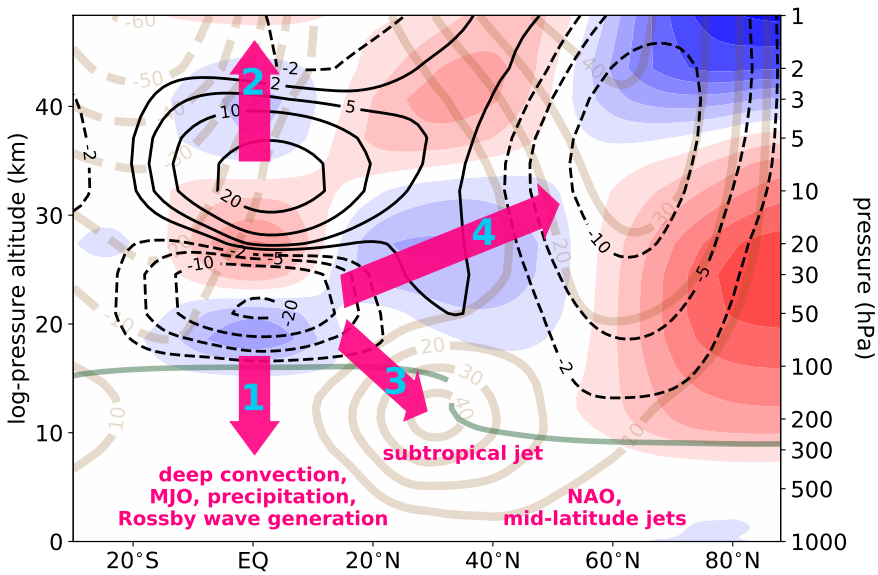

Figure 2. Global QBO teleconnections and their pathways. January difference between westward and eastward QBO composites (westward minus eastward) for 1958–2016 using the JRA-55 reanalyses [190], defining QBO phase by 50 hPa equatorial wind. Black contours represent zonal-mean zonal wind difference (westward dashed, eastward solid, units of m s^{-1}), filled contours represent zonal-mean temperature difference (warmer is indicated by red and colder by blue, 1 K contours starting at $\pm$ 0.5 K). Also shown are the January climatogical zonal-mean zonal wind (light brown contours, zero contour omitted, units of m s^{-1}) and thermal tropopause (light green). Numbered arrows (purple) indicate pathways for QBO influence by modulating tropical tropopause temperature or wind (1), filtering upward-propagating waves that reach the SAO near the stratopause and above (2), modulation of the subtropical jet by the QBO secondary circulation (3), and modulating planetary-scale waves that distort the stratospheric polar vortex (4).

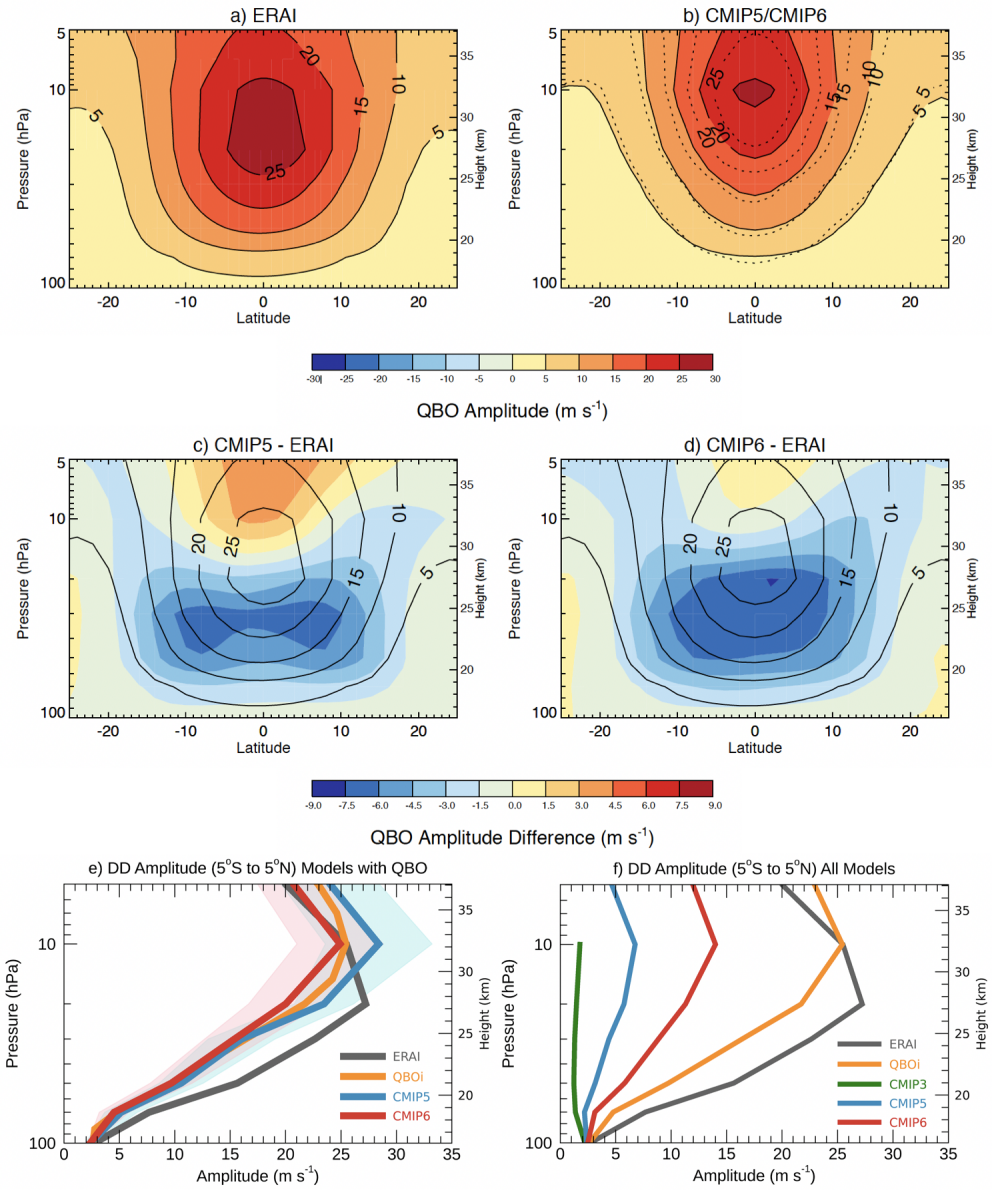

Figure 3. Model biases in tropical stratospheric wind variability. QBO biases in QBOi, CMIP5 and CMIP6 models, following [32]. QBO amplitude derived from deseasonalized zonal-mean zonal wind following [2] (DD) for ERA-Interim (ERAI) reanalysis [191] (part **a**), CMIP6 (shading and solid line) and CMIP5 (dotted line) models with QBOs (part **b**), CMIP5 minus ERAI (shading) (part **c**), and CMIP6 minus ERAI (shading) (part **d**). Solid contours in parts **c** and **d** show the ERAI amplitude from part **a** for comparison with the model biases. In part **e** the vertical profile of DD amplitude averaged 5°S–5°N is shown for ERAI (black), QBOi models (orange), and CMIP5 and CMIP6 models with QBOs (blue and red). Blue and pink shading represent the ± 2 standard error for CMIP5 and CMIP6, respectively (2 times the multi-model standard deviation divided by $\sqrt{n}$ for n models). In part **f**, the DD amplitude is averaged for all CMIP5 and CMIP6 models (whether or not they have QBOs) and CMIP3 models are also shown (none of which have QBOs; purple line). Reprinted with permission from ref.[32], Wiley.

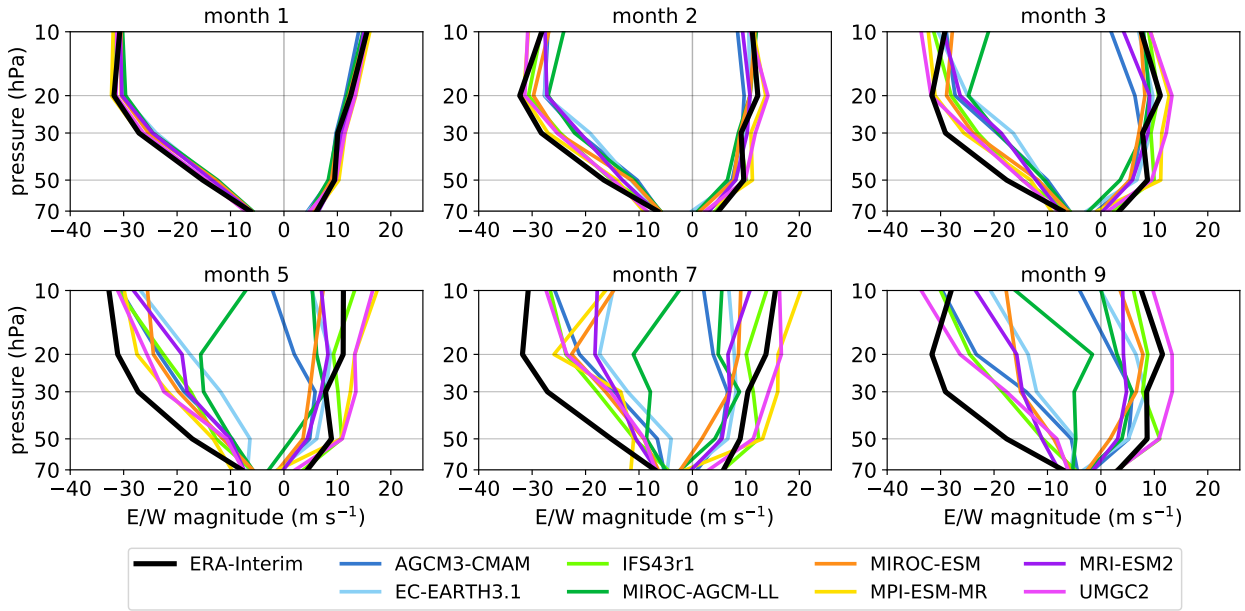

Figure 4. Predictability of QBO evolution impacted by model biases. Westward and eastward monthly-mean equatorial wind composited for the cases of 10 strongest analysed monthly-mean eastward and westward winds at each level and forecast verification time for hindcasts by QBOi models. Systematic westward wind biases develop with time in a majority of seasonal forecasts. Adapted from ref.[47].

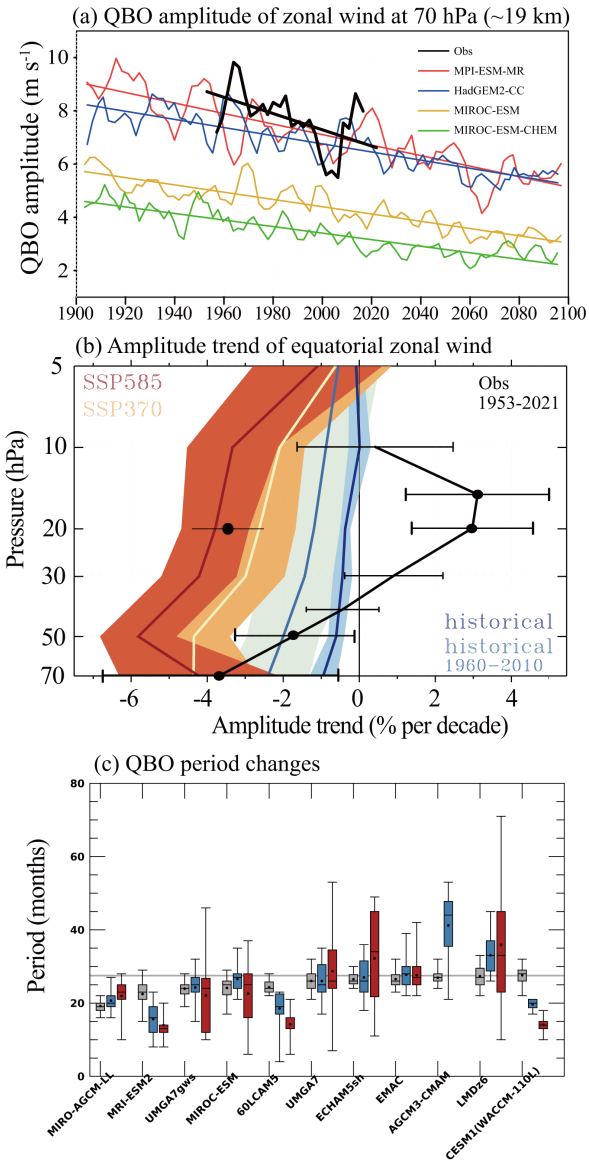

Figure 5. QBO changes under future climate change scenarios. a | Time variation in the mean QBO amplitude in observations (black) and four CMIP5 models (colours) at 70 hPa ($\sim$ 19 km). Observations are radiosonde data provided by FUB [192] (https://www.geo.fu-berlin.de/en/met/ag/strat/produkte/qbo/index.html) from January 1953 to September 2021. CMIP5 output is from historical simulations and future simulations with the RCP4.5 scenario. The linear regression trends shown are all statistically significant ($P \leq 0.05$). **b |** Multi-model mean trend (% per decade) in QBO amplitude in CMIP6 historical (blue), SSP370 (yellow) and SSP585 (red) simulations and FUB observations from January 1953 to September 2021 (black) as a function of altitude. Shading denotes the uncertainty in the multi-model mean ($\pm$2 standard error) and error bars of black lines are ranges of 95% significance (filled circles satisfy 95% significance). **c |** Distribution of QBO periods in present day (grey), doubled CO_2 (blue) and quadrupled CO_2 (red) simulations from QBOi models [101]. Box edges mark the lower and upper quartiles, box whiskers mark the minimum and maximum values, and black dots represent mean values. Part **a** adapted from ref.[174], Springer Nature Limited. Part **b** is adapted from ref.[175], CC BY 4.0 (https://creativecommons.org/licenses/by/4.0/). Part **c** reprinted with permission from ref.[101], Wiley.

Box 1

QBO Mechanism

Since its discovery, the QBO was correctly surmised to be a wave-driven circulation [5]. The characteristic descending eastward and westward shear zones are caused by the dissipation of eastward and westward wave momentum fluxes, respectively. The schematic [193] shows a 3-year time series of monthly-mean zonal-mean zonal wind vertical profiles in the tropical stratosphere (filled contours) from the JRA-55 reanalysis [190], and overlays two idealized profiles (thick black lines) corresponding to December 1966 and June 1968 along with two assumed waves with ± 25 ms^{-1} zonal phase speed for each profile (upper axis). For an eastward wave propagating upward in eastward wind shear (or westward wave in westward shear), the vertical wavelength and vertical group velocity of the wave both decrease as the wind speed approaches the wave phase speed with altitude. Dissipation of the wave due to various mechanisms, including radiative damping and wave breaking owing to convective or dynamical instability, increases under these conditions. The dissipation reduces the momentum flux carried by the wave (purple dots), leading to momentum deposition that drags the mean flow (red arrows) toward the phase speed of the wave. Therefore, in time, the shear zone descends. This two-way interaction between the waves and the mean flow drives the QBO. Descent of shear zones also requires that the wave drag forces exceed advection by upwelling in the tropical branch of the Brewer-Dobson circulation [164, 174] (not shown on the schematic, but see FIG. 1b).

Despite clear understanding of these fundamentals, details on which waves drive the QBO and the relative importance of different dissipation mechanisms remain murky. Contrary to the simple two-wave schematic, the relevant waves range from small-scale (10's of km) short-period (minutes) gravity waves to global-scale long-period (days to weeks) Kelvin, Rossby, and mixed-Rossby gravity waves. Estimates from high-resolution global models and reanalyses suggest that Kelvin waves contribute approximately half of the QBO eastward forcing, with the remainder contributed by gravity waves, and that gravity waves provide the majority of the westward forcing with smaller contributions from Rossby and mixed-Rossby-gravity waves [107, 109, 115, 116, 137, 194]. Improved global observing systems are needed to verify these results and quantify global wave momentum fluxes, but vertical resolution limits satellite views of the important short vertical wavelength waves (< 4 km) [111–113, 195]. New results from long-duration, super-pressure balloons overcome these limitations, shedding new light on the details of wave driving of the QBO at very short vertical wavelengths [124, 187].

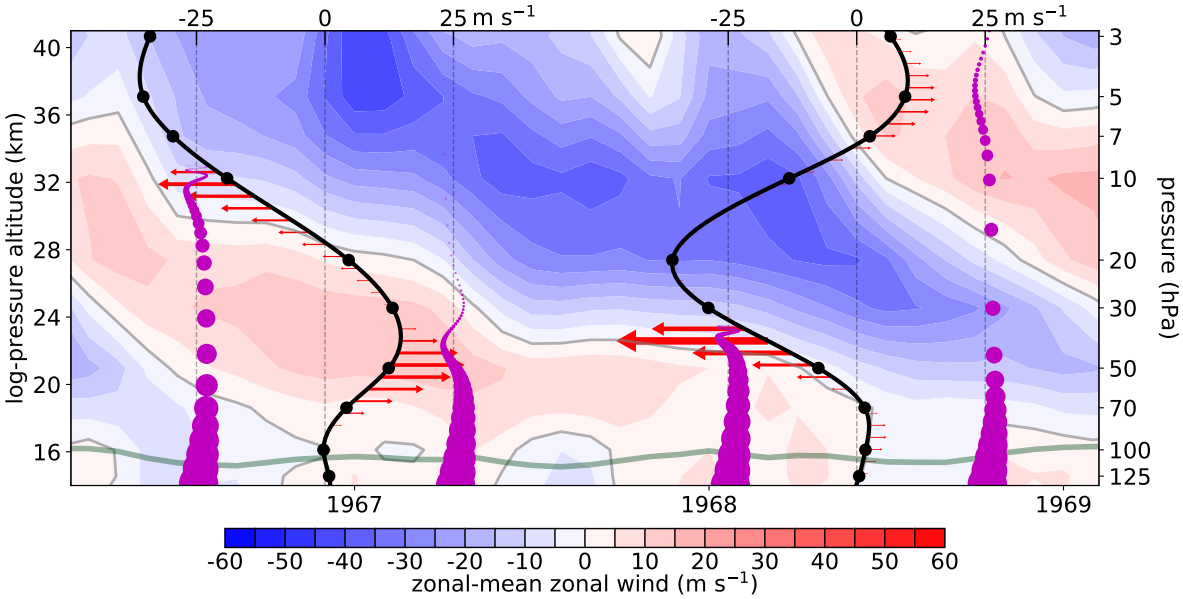

Basic column model of the QBO

Box 2

QBO in Ozone and other trace gases

The QBO is enormously important for year-to-year variability of trace gases and aerosols in the tropical stratosphere, and also for their global distributions. Exposing and removing this QBO-driven ozone variability is necessary to calculate underlying stratospheric ozone trends caused by ozone-depleting substances [196]. Satellite observations of vertical profiles of ozone concentration show equatorial anomalies (top panel, ppmv; NASA Aura satellite Microwave Limb Sounder) associated with eastward and westward QBO phases (labelled E and W, respectively, with zonal wind zero contours shown in red). Ozone anomalies are driven by the QBO's impact on stratospheric circulation and temperature [10] (FIG. 2). However, because ozone absorbs both shortwave and longwave radiation, ozone anomalies feed back on the QBO's period and amplitude [165, 166, 197]. The vertical component of the QBO secondary circulation (FIG. 1b) produces a negative ozone anomaly in westward shear zones and a positive anomaly in eastward shear zones. The ozone anomalies change sign above 15 hPa owing to temperature control of the NO_x catalytic ozone loss process [165, 198, 199].

The QBO influence on composition extends from the tropics into the mid-to-high latitudes of both hemispheres. Satellite observations of total ozone column over 45° S to 45° N (bottom panel, Dobson units; Nimbus-7 TOMS, Meteor-3 TOMS, Earth Probe TOMS, Aura OMI, Suomi OMPS, and SBUV) show positive and negative anomalies associated with eastward and westward winds, respectively, in the tropics (8° S to 8° N). The associated subtropical return branch of the QBO secondary circulation results in ozone anomalies of the opposite sign at higher latitudes. The anomalies in total ozone column are formed because ozone density is largest in the lower stratosphere, making the ozone column anomaly most sensitive to the QBO-driven circulation at these altitudes.

Satellite and balloon profile observations show the QBO influence on advection and distributions of other trace gases and particles [200, 201], including an impact on stratospheric water vapour [202]. The QBO disruption of 2015/16 (white ellipses) had a direct impact on stratospheric composition [203, 204]. Recognition that the QBO influences polar stratospheric composition and surface concentrations continues to grow. The QBO partially controls the Antarctic ozone hole by altering the year-to-year variability of ozone-depleting chlorine and bromine [205] and can influence atmospheric transport from the stratosphere into the troposphere, confounding emission estimates of key ozone depleting substances such as chlorofluorcarbon-11 ($CFCl_3$) [206].

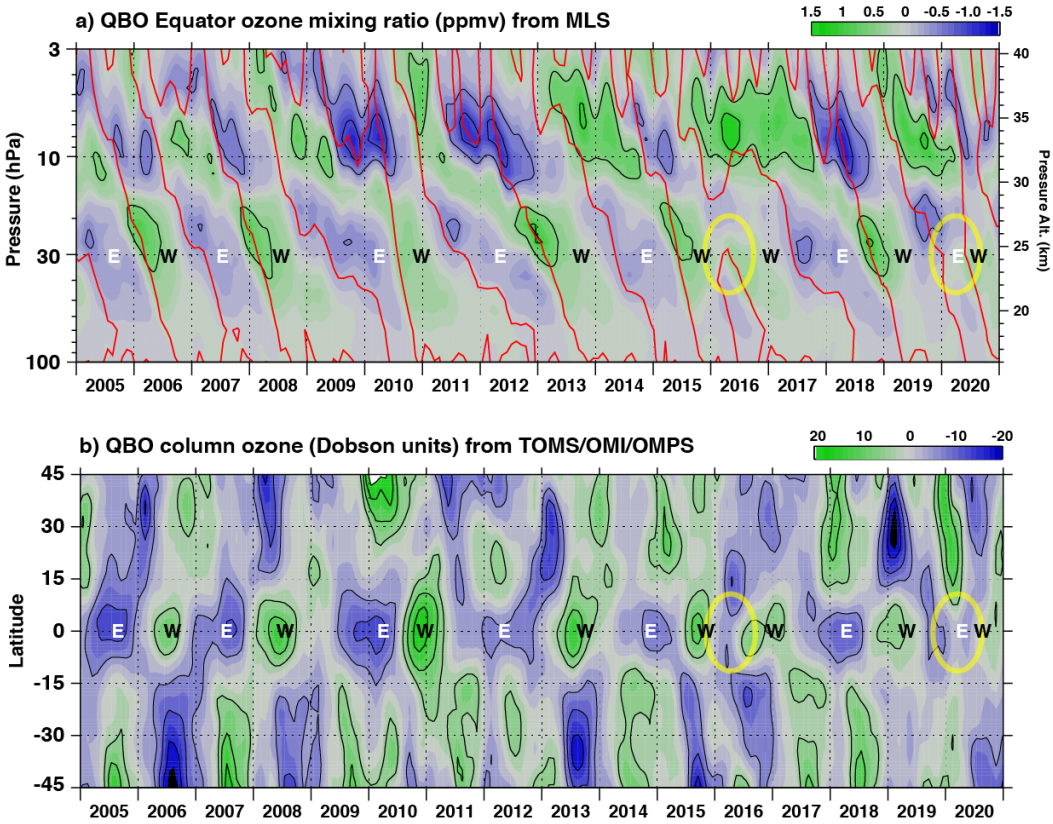
a) QBO Equator ozone mixing ratio (ppmv) from MLS
1.5 1 0.5 0 -0.5 -1.0 -1.5
Pressure (hPa)
Pressure Alt. (km)
3
10
30
100
40
35
30
25
20
E W E W E W E W E W W E W E W
2005 2006 2007 2008 2009 2010 2011 2012 2013 2014 2015 2016 2017 2018 2019 2020
b) QBO column ozone (Dobson units) from TOMS/OMI/OMPS
20 10 0 -10 -20
Latitude
45
30
15
0
-15
-30
-45
E W E W E W E W E W W E W E W
2005 2006 2007 2008 2009 2010 2011 2012 2013 2014 2015 2016 2017 2018 2019 2020

Ozone QBO